

## **Board Agenda**

### **Regular Meeting**

**Thursday, January 23, 2025**

Camrosa Board Room

7385 Santa Rosa Rd. • Camarillo, CA 93012

**5:00 P.M.**

### **Call to Order**

### **Public Comments**

At this time, the public may address the Board on any item not appearing on the agenda which is subject to the jurisdiction of the Board. Public comment on an item appearing on the agenda may be made prior to the Board's consideration of that item. Persons wishing to address the Board should fill out a white comment card and submit it to the Board President prior to the meeting. All comments are subject to a 5-minute time limit.

### **Consent Agenda**

Matters appearing on the Consent Agenda are expected to be non-controversial and will be acted upon by the Board at one time, without discussion, unless a member of Board or the Staff requests an opportunity to address any given item. Items removed from the Consent Agenda will be discussed at the beginning of the Primary Items. Approval by the Board of Consent Items means that the recommendation of the Staff is approved along with the terms and conditions described in the Board Memorandum.

**1. Approve Minutes of the Regular Meeting of January 9, 2025**

**2. \*\*Approve Vendor Payments**

**Objective:** Approve the payments as presented by Staff.

**Action Required:** Approve accounts payable in the amount of \$1,199,832.00.

**3. \*\*Purchase Order Ratification**

**Objective:** Ratify the actions taken during a fire hydrant repair and relocation on Fieldcrest Drive.

**Action Required:** Ratify purchase orders totaling \$26,679.63 to J&H Engineering, Inc. for a fire hydrant repair and relocation on Fieldcrest Drive.

**4. Water Quality Q4 2024 Report**

**Objective:** Provide a quarterly report to the Board regarding the current status of the District's compliance efforts and water quality.

**Action Required:** No action is necessary; for information only.

**5. Customer and Administrative Services Quarterly Report**

**Objective:** Provide a quarterly update to the Board regarding Customer Service and other Administrative Services.

**Action Required:** No action is necessary; for information only.

**Primary Agenda**

**6. Employee Spotlight**

**Objective:** Spotlight a Camrosa employee.

**Action Required:** No action is necessary; for information only.

**7. Local Production Update**

**Objective:** Receive a briefing on local water production through the second quarter of Fiscal Year 2024-25.

**Action Required:** No action is necessary; for information only.

**8. \*\*Capital Improvement Projects Status Update for 2<sup>nd</sup> Quarter of FY 2024-25**

**Objective:** Provide a quarterly update on the District's CIP projects.

**Action Required:** No action necessary; for information only.

**9. Investment Opportunities**

**Objective:** Reinvest in U.S. Treasury Bills or Treasury Notes.

**Action Required:** Authorize the General Manager to re-invest up to \$10.274 million in Treasury Bills or Treasury Notes for Treasury Notes maturing February 15, 2025.

**10. \*\*Santa Rosa Well No. 10 Rehabilitation**

**Objective:** Award contracts for Phase 1 rehabilitation services for the Santa Rosa No. 10 Non-Potable Well.

**Action Required:** It is recommended that the Camrosa Board of Directors:

- 1) Authorize the General Manager to issue a purchase order to General Pump Company in the amount of \$45,087.00 for Phase 1 rehabilitation services for the Santa Rosa Well No. 10 Non-Potable Well; and
- 2) Issue a purchase order to Hopkins Groundwater Consultants in the amount of \$64,760.00 to provide professional evaluation and rehabilitation services.

**11. \*\*Pond Pump #4 Replacement CIP**

**Objective:** Establish a Capital Improvement Project (CIP) for Pond Pump #4 replacement.

**Action Required:** It is recommended that the Camrosa Board of Directors:

- 1) Appropriate \$100,000.00 from the Non-Potable Capital Replacement Fund and establish a Pond Pump #4 Replacement Capital Improvement Project (CIP); and
- 2) Authorize the General Manager to issue a purchase order in the amount of \$78,157.90 to General Pump Company, Inc. for the repair of Pond Pump #4.

**12. \*\*University Well Pump Replacement Project**

**Objective:** Establish a Capital Improvement Project (CIP) for replacement of the University Well pump.

**Action Required:** It is recommended that the Camrosa Board of Directors:

- 1) Appropriate \$200,000.00 from the Potable Capital Replacement Fund and establish a University Well Pump Replacement Capital Improvement Project (CIP); and
- 2) Authorize the General Manager to issue a purchase order in the amount of \$109,035.35 to General Pump Company, Inc. for the repair of University Well.

**13. \*\*Fleet Vehicles Lease**

**Objective:** Enter into a 60-month fleet lease agreement.

**Action Required:** Authorize the General Manager to enter into a 60-month fleet lease agreement with Enterprise Fleet for six new F-250 Super Duty trucks with a total lease cost of \$7,129.14 per month.

**14. Non-Potable and Recycled Water Resources Allocation Policy**

**Objective:** Discuss maximizing the beneficial use of the District's non-potable and recycled water resources.

**Action Required:** For discussion only; no action is necessary.

**Comments by General Manager; Comments by Directors**

**Closed Session Agenda**

Discussions of Closed Session Agenda items are closed to the public. The President will announce when the Board is going into closed session.

- 15. CONFERENCE WITH LEGAL COUNSEL – EXISTING LITIGATION (Gov. Code, §54956.9(d)(1)):**  
**NAME OF CASE:** OPV Coalition et al v. Camrosa Water District, Santa Barbara County Superior Court Case No. VENCI00555357

**Open Session**

- 16. Announcement of Reportable Action Take During Closed Session**

**Adjournment**

Upon request, this agenda will be made available in appropriate alternative formats to persons with disabilities, as required by Section 202 of the Americans with Disabilities Act of 1990. Any person with a disability who requires a modification or accommodation to participate in a meeting should direct such request to Donnie Alexander at (805) 482-8514 at least 48 hours before the meeting, if possible.

**January 23, 2025**

Board of  
Directors  
Agenda Packet



## Board Minutes

### Regular Meeting

Thursday, January 9, 2025  
Camrosa Board Room  
5:00 p.m.

**Call to Order** The meeting was convened at 5:00 p.m.

**Present:** Eugene F. West, President  
Andrew F. Nelson, Vice-President  
Jeffrey C. Brown, Director  
Timothy H. Hoag, Director  
Terry L. Foreman, Director

**Staff:** Norman Huff, General Manager  
Jozi Zabarsky, Customer Service Manager  
Keith Lemieux, Legal Counsel

**Guest:** Cindy Fanning, Fanning & Karrh

### **Public Comments**

None

### **Consent Agenda**

**1. Approve Minutes of the Regular Meeting of December 12, 2024**

**2. Approve Vendor Payments**

A summary of accounts payable in the amount of \$4,584,422.98 was provided for Board information and approval.

**Motion to approve the Consent Agenda:** Nelson. **Second:** Hoag.  
**Motion carried unanimously.**

### **Primary Agenda**

**3. Employee Spotlight**

The Board was introduced to Chris Casteneda, Distribution System Operator II.

**No action was necessary; for discussion only.**

**4. Reserve Reconciliation to Audited Cash Fiscal Year (FY) 2023-24**

Cindy Fanning presented reserves reconciliation to audited cash for Fiscal Year (FY) 2023-24.

**No action was necessary: for informational purposes only.**

**5. Board Committee Policy**

The Board discussed creating a policy to govern board committees (standing and ad hoc). The Board concluded that the development of a District committee policy could be addressed by a Policy Ad Hoc Committee.

**No action was required; for discussion only.**

**6. Policy Consolidation and Update**

The Board discussed consolidating and updating the District's policies into one document (an Administrative Code). A Policy Ad Hoc Committee consisting of Directors Nelson and West was formed to explore policy consolidation and updates. It was suggested by District Legal Counsel that the policy reviews could be addressed by the Board a few at a time, maybe every three meetings. Director Brown requested the District's Master Plan also be discussed at every 3<sup>rd</sup> Board Meeting.

**No action was required; for discussion only.**

**7. Budget Development Schedule**

The Board received the Fiscal Year (FY) 2025-26 Budget Development Schedule and a Budget Ad Hoc Committee consisting of Directors Foreman and Nelson was formed to facilitate FY 2025-26 budget development and address budget-related policy reviews and updates.

**No action was necessary: for informational purposes only.**

**8. California Municipal Utilities Association (CMUA) Request for Support**

The Board authorized the General Manager to contribute \$15,000.00 to the CMUA's CA Water for All campaign.

**Motion:** Brown. **Second:** Foreman.

**Rollcall:** Nelson-No; Brown-Yes; Hoag-No; Foreman-Yes; West-Yes

**Comments by General Manager**

- None

**Comments by Directors**

- Director Nelson reported on the latest Calleguas meeting and discussed new desal technology being explored by LVMWD.

**Adjournment**

There being no further business, the meeting was adjourned at 6:07 p.m.

---

Norman Huff, Secretary  
Board of Directors  
Camrosa Water District

---

(ATTEST)  
Eugene F. West, President  
Board of Directors  
Camrosa Water District

## Board Memorandum

January 23, 2025

**To:** General Manager

**From:** Sandra Llamas, Sr. Accountant

**Subject:** Approve Vendor Payments

**Objective:** Approve the payments as presented by Staff.

**Action Required:** Approve accounts payable in the amount of \$1,199,832.00.

**Discussion:** A summary of accounts payable is provided for Board information and approval.

Payroll PR ME & PR 1-1	\$ 142,935.03
Accounts Payable 12/31/2024-01/15/2025	<u>\$ 1,056,896.97</u>
Total Disbursements	<u>\$ 1,199,832.00</u>

DISBURSEMENT APPROVAL	
BOARD MEMBER	DATE
BOARD MEMBER	DATE
BOARD MEMBER	DATE

\_\_\_\_\_  
 Norman Huff, General Manager

Month of : December-24

CAL-Card Monthly Summary						
Date	Statement	Vendor	Purchase	Item		Staff
Purchased	Date	Name	Total	Description		
12/21/24	12/23/24	Amazon	-\$37.49	Coffee for office (Decaf) - Refund (Lost)		JS
12/17/24	12/23/24	Costco	\$234.94	Kitchen Supplies for Christmas party		JS
12/11/24	12/23/24	Burger Barn	\$143.25	Food PSPS Operators (PSPS event)		JS
12/11/24	12/23/24	Amazon	\$37.49	Coffee for office (Decaf)		JS
12/02/24	12/23/24	Amazon	\$64.34	Ergonomic office equipment		JS
12/02/24	12/23/24	Amazon	\$303.37	Coffee for office		JS
11/26/24	12/23/24	Grainger	\$60.39	Extended Air Chuck		JS
11/25/24	12/23/24	Costco	\$286.36	Kitchen Supplies for Thanksgiving party		JS
11/22/24	12/23/24	The Home Depot	\$323.36	Hand Truck and misc supplies		JS
11/01/24	12/23/24	Thermo Fisher	\$953.95	Filter for the DI System		GM
12/10/24	12/23/24	Amazon	\$14.89	Duct Tape		GM
12/20/24	12/23/24	Thompson Building Materia	\$167.20	Asphalt Patch For Leak Repair @ LV		JN
12/19/24	12/23/24	Vons	\$22.56	Coffee for O&M (Per Josh)		JN
12/11/24	12/12/24	Batteries Plus	\$272.22	DCU battery for spare		BB
12/13/24	12/23/24	Amazon	\$397.32	Standing Desk Converter		SLL
12/11/24	12/23/24	The Home Depot	\$312.43	leisure village A.V pad		CC
12/13/24	12/23/24	TDS detail shop	\$366.93	Car wash products for Shop		CC
12/16/24	12/23/24	Harbor freight Tools	\$86.25	Tool organizer unit 6		CC
11/25/24	12/23/24	Engineers BD	\$180.00	PE License Renewal		TC
12/03/24	12/23/24	Valvoline Oil Change	\$181.26	Oil change and new windshield wipers for Truck #38		JC
12/20/24	12/23/24	Vons	\$21.62	Holiday Party Condiments		MS
12/05/24	12/23/24	The Home Depot	\$499.84	Salt for penny well		MS
12/04/24	12/23/24	Valvoline Instant Oil Chang	\$116.76	Unit 37 Oil change		MS
12/02/24	12/23/24	Valvoline Instant Oil Chang	\$157.00	Oil Change & Tire Rotation for Norm's Truck		KH
12/02/24	12/23/24	Valvoline Instant Oil Chang	\$108.37	Oil Change & Tire Rotation for Kevin's Truck		KH
11/25/24	12/23/24	The UPS Store	\$21.11	Mail Treatment 3 Exam Application		KH
12/05/24	12/09/24	Marriott	\$728.56	ACWA Conference Hotel		NH
12/04/24	12/06/24	Marriott	\$69.19	Lunch with Dir. Foreman		NH
12/02/24	12/03/24	Las Posas Car Wash	\$36.99	Car Wash		NH
11/26/24	12/22/24	The Home Depot	\$127.58	Supplies for Lab (Anti-fatigue Mats)		CL
11/26/24	12/22/24	Vons	\$34.26	Supplies for shipping lab samples		CL
12/02/24	12/22/24	The UPS Store	\$205.31	Shipped Samples to BSK		CL
12/10/24	12/22/24	CWEA Membership	\$180.00	Young Professional Membership Renewal Dues		CL
12/20/24	12/22/24	Valvoline	\$108.37	Oil Change and Tire Rotation- Truck 33		CL
12/20/24	12/22/24	Vons	\$12.31	Ice for shipping samples, cleaning supplies for Lab		CL
11/29/24	12/22/24	David H. Paul	\$50.00	RO1 recertification		CP
12/11/24		Battery Plus	\$272.22	12V battery backup		SD
11/28/24	12/02/24	Home Depot	\$309.95	Meter Box Electric Pump		BS
12/02/24	12/04/24	B and B Do It Center	\$215.67	Parts For Flushing Risers		BS
12/02/24	12/04/24	Home Depot	\$23.81	Parts For Conejos		BS
12/13/24	12/16/24	Oil Stop	\$178.61	Oil And Wiper Change Truck 42		BS
12/18/24	12/19/24	Smart and Final	\$44.98	Kitchen supplies for the Christmas BBQ		BS
12/18/24	12/19/24	Establos Meat Market	\$23.17	Food for the Christmas BBQ		BS
11/25/24	12/23/24	Spectrum Internet	\$1,249.00	Spectrum Internet		JW
11/25/24	12/23/24	Spectrum Cable News	\$114.99	Cable News Service		JW
11/27/24	12/23/24	Progress Software Corp	\$2,529.31	Whatsup Network Monitoring - Annual Renewal		JW
12/01/24	12/23/24	Thinking2	\$80.00	Web Hosting www.camrosa.com		JW
12/01/24	12/23/24	Thinking2	\$80.00	Web Hosting www.gsa.com		JW
12/06/24	12/23/24	TrustedTechTeam	\$599.99	MS SQL 2019		JW
12/12/24	12/23/24	MacKay Communications	\$3.98	Satellite Phone Charges		JW
12/16/24	12/23/24	Network Solutions	\$19.97	asrgsa.com monthly forwarding		JW
12/23/24		Zoom	\$298.90	teleconferencing for Board & staff meetings		TS
12/23/24		CSMFO	\$150.00	CSMFO membership		TS
12/23/24		Govt Jobs	\$219.00	job advertisement - assoc eng/sr		TS
11/26/24	12/23/24	Vons	\$31.07	Bevs & Ice for Thanksgiving Potluck		DA
12/04/24	12/23/24	Marriott	\$259.22	Hotel Room for ACWA Fall Conf. (NH)		DA
12/06/24	12/23/24	FedEx Office	\$19.27	Office Supplies		DA
12/07/24	12/23/24	FedEx Office	\$823.68	AG 3 Tank Plans & Specs printing		DA
12/10/24	12/23/24	Bread Basket	\$106.00	12/2024 Safety Lunch		DA
12/10/24	12/23/24	Smart & Final	\$53.02	Bevs & Ice for Safety Lunch		DA
12/10/24	12/23/24	Jimmy John's	\$291.47	12/2024 Safety Lunch		DA
12/17/24	12/23/24	USPS	\$19.40	Certified Mail Refund Check		DA
12/17/24	12/23/24	Dollar Tree	\$11.35	Staff Party Items		DA
12/18/24	12/23/24	Vons	\$50.31	Kitchen/Staff Party Items		DA
12/13/24	12/23/24	Home Depot	\$30.50	Wood and screws for the lab		MP
			\$14,957.13			

# Camrosa Water District

Accounts Payable Period:

12/31/2024-01/15/2025

Expense	Account Description	Amount
10302	Escrow Account-Pacific Hydro	
11100	AR Other	
11700	Meter Inventory	
11900	Prepaid Insurance	
11905	Prepaid Maintenance Ag	
15773	UAL Prepayment	
13400	Construction in Progress	142,272.72
20053	Current LTD Bond 2016	
20202	Invoice Cloud Fees Payable	60.00
20400	Contractor's Retention	-3,489.70
20250	Non-Potable Water Purchases	
23001	Refunds Payable	913.35
50110	Payroll FLSA Overtime-Retro	
50010	Water Purchases & SMP	546,206.28
50020	Pumping Power	186,854.36
50100	Federal Tax 941 1 <sup>st</sup> QTR	
50012	CamSan Reclaimed Water	13,438.63
50135	PERS Required UAL	
50200	Utilities	3,977.61
50210	Communications	6,046.87
50220	Outside Contracts	48,399.67
50230	Professional Services	4,631.25
50240	Pipeline Repairs	10,875.70
50250	Small Tool & Equipment	771.61
50260	Materials & Supplies	22,942.11
50270	Repair Parts & Equip Maint	14,729.65
50280	Legal Services	
50290	Dues & Subscriptions	390.00
50300	Conference & Travel	2,185.21
50310	Safety & Training	2,344.85
50330	Board Expenses	
50340	Bad Debt	
50350	Fees & Charges	53,346.80
50360	Insurance Expense	
50500	Misc Expense	
50600	Fixed Assets	
50700	Interest Expense	
TOTAL		<b>\$1,056,896.97</b>

Camrosa Water District, CA

# Expense Approval Report

By Vendor Name

Payable Dates 12/31/2024 - 1/15/2025 Post Dates 12/31/2024 - 1/15/2025

Payment N	Post Date	Vendor Name	Payable Number	Description (Item)	Account Name	Purchase Order	Amount
32	01/14/2025	BONDY GROUNDWATER CONSULTING, INC.	102-04 GSA	GSA Track 2	Prof services	FY25-0002	463.75

## TOTAL VENDOR PAYMENTS-GSA

\$ 463.75

### Vendor: \*CAM\* - DEPOSIT ONLY-CAMROSA WTR

3469	01/09/2025	DEPOSIT ONLY-CAMROSA WTR	1-9-25 PR	Transfer to disbursements account	Transfer to disbursements-hol		156,000.00
3470	01/09/2025	DEPOSIT ONLY-CAMROSA WTR	1-9-25-AP	Transfer to Disbursements Account	Transfer to disbursements-hol		849,000.00
Vendor *CAM* - DEPOSIT ONLY-CAMROSA WTR Total:							1,005,000.00

61598	01/14/2025	AIRGAS USA, LLC.	5513551393	Materials & Supplies - CO2 Tank Rental	Materials & supplies		224.90
-------	------------	------------------	------------	--	----------------------	--	--------

### Vendor: ALL11 - ALL PEST AND REPAIR, INC.

61599	01/15/2025	ALL PEST AND REPAIR, INC.	VT A1-1900 January2025	Pest Control-VTA1-1900 January 2025	Outsd contracts		800.00
61599	01/15/2025	ALL PEST AND REPAIR, INC.	VT A1-7385-Jan2025	Pest Control-VTA1-7385 January 2025	Outsd contracts		650.00
Vendor ALL11 - ALL PEST AND REPAIR, INC. Total:							1,450.00

### Vendor: ALL14 - ALLCONNECTED INC

61600	01/10/2025	ALLCONNECTED INC	109355	Managed IT Services with All Connected Inc.	Outsd contracts	FY25-0014	13,875.25
61600	01/15/2025	ALLCONNECTED INC	109357	CISv5 Monthly Cloud Hosting	Construction in progress	FY25-0154	2,317.80
61600	01/10/2025	ALLCONNECTED INC	44119	Managed IT Services with All Connected Inc.	Outsd contracts	FY25-0014	2,693.25
Vendor ALL14 - ALLCONNECTED INC Total:							18,886.30

1524	01/10/2025	ANDREW NELSON	2024ACWA-ConfReimb	2024 ACWA Fall Conference Travel Reimb	Conference and Travel		1128.23
------	------------	---------------	--------------------	--	-----------------------	--	---------

### Vendor: CAL03 - CALLEGUAS MUNICIPAL WATER DISTRICT

1525	01/14/2025	CALLEGUAS MUNICIPAL WATER DISTRICT	126824	Water Purchase Potable	Water purchases		428,822.36
1525	01/14/2025	CALLEGUAS MUNICIPAL WATER DISTRICT	126824	Water Purchase Potable	CMWD Fixed Charges		72,871.71
1525	01/14/2025	CALLEGUAS MUNICIPAL WATER DISTRICT	126824	Water Purchase Non-Pot	Water purchases		37,121.92
1525	01/14/2025	CALLEGUAS MUNICIPAL WATER DISTRICT	126824	Water Purchase Non-Pot	CWD-Fixed Charges		6,308.29
1525	01/14/2025	CALLEGUAS MUNICIPAL WATER DISTRICT	SMP126024	SMP CMWD - SMP Pipeline Fee	SMP CWD-RMWTP		541.00
1525	01/14/2025	CALLEGUAS MUNICIPAL WATER DISTRICT	SMP126024	SMP CMWD - SMP Pipeline Fee	SMP CMWD		541.00
Vendor CAL03 - CALLEGUAS MUNICIPAL WATER DISTRICT Total:							546,206.28

### Vendor: CAN03 - Cannon Corporation

61601	01/14/2025	Cannon Corporation	90045	Repair Sewer Collection Hotspots - Engineering	Construction in progress	FY24-0180-R1	5,325.29
61601	01/14/2025	Cannon Corporation	90338	AG 3 Engineering during constructin	Construction in progress	FY23-0201-R2	2,129.23
Vendor CAN03 - Cannon Corporation Total:							7,454.52

61602	01/08/2025	CENTRAL COMMUNICATIONS	000035-118-231	After Hours Call Center-December 2024	Communications		515.2
61603	01/08/2025	Central Courier LLC	56871	Courier Services- Period 1/01/25 th 1/31/25	Outsd contracts		368.08
61604	01/14/2025	CINDY PURNELL	00000416	Closed Acct Overpayment Refund- 4589 Leatherwood S	Refunds payable		117.55
61605	01/15/2025	CITY OF CAMARILLO	AR010725	Recycled Water from CamSan-Dec2024	CamSan Water		13,438.63
61606	01/15/2025	CITY OF THOUSAND OAKS	120124/10125	Sewer Service for the Read Rd Tract-5142	Outsd contracts		698.54

### Vendor: CON14 - CONSOR NORTH AMERICA, INC.

61607	01/08/2025	CONSOR NORTH AMERICA, INC.	W232492CA.00-12	Design Services for Iron/MN Removal	Construction in progress	FY24-0084-R1	17,769.25
61607	01/15/2025	CONSOR NORTH AMERICA, INC.	W232492CA.00-13	Design Services for Iron/MN Removal	Construction in progress	FY24-0084-R1	3,613.75
Vendor CON14 - CONSOR NORTH AMERICA, INC. Total:							21,383.00

61608	01/15/2025	CORELOGIC INFORMATION SOLUTIONS, INC	30754654	On Line Services-Ventura Cty Parcel Info	Outsd contracts		168.83
-------	------------	--------------------------------------	----------	--	-----------------	--	--------

61609	01/14/2025	COUNTY OF VENTURA PUBLIC WORKS	386157	Encroachment Permit -PA0006	Outsd contracts		1,840.00
<b>Vendor: CUL02 - CULLIGAN OF VENTURA COUNTY</b>							
61610	01/14/2025	CULLIGAN OF VENTURA COUNTY	1896646	Water Softener - Pennywell	Materials & supplies		80.07
61610	01/14/2025	CULLIGAN OF VENTURA COUNTY	1896925	Water Softener - Lynnwood	Materias & Supp-PV Well		181.10
61610	01/14/2025	CULLIGAN OF VENTURA COUNTY	1897213	Water Softener - Pennywell	Materials & supplies		6.00
61610	01/14/2025	CULLIGAN OF VENTURA COUNTY	1897366	Water Softener - Lynnwood	Materias & Supp-PV Well		6.00
<b>Vendor CUL02 - CULLIGAN OF VENTURA COUNTY Total:</b>							<b>273.17</b>
61611	01/14/2025	Cynthia L Fanning	01142025	Reserves Reconciliation FY2023-24	Prof services		3,150.00
61612	01/14/2025	DANIEL ALVAREZ	00000960	Deposit Refund Act 960- 818 Paseo Tosamar	Refunds payable		8.01
61613	01/14/2025	DANIELS TIRE SERVICE, INC	250140592	Repair Parts Equipment- Tires - Unit 40	Repair parts & equipment		772.75
61614	01/14/2025	E.J. HARRISON & SONS INC	010325	Trash Removal -Acct 5-0080466-9	Outsd contracts		609.69
61615	01/14/2025	Enhanced Landscape Development, Inc	27300	Landscaping-January 2025	Outsd contracts		1,928.01
1526	01/14/2025	ENTERPRISE FLEET SERV INC	123859-010525	Vehicle Lease -January 2025	Outsd contracts		10,551.61
61616	01/14/2025	ERINN VALENCICH	00005203	Deposit Refund Act 5203 - 13430 Andalusia Dr	Refunds payable		347.52
<b>Vendor: FAM01 - FAMCON PIPE &amp; SUPPLY, INC</b>							
61617	01/14/2025	FAMCON PIPE & SUPPLY, INC	S100139884-001	Fire Hydrant Rebuild Parts	Repair parts & equipment		670.85
61617	01/14/2025	FAMCON PIPE & SUPPLY, INC	S100139937-001	Gasket Material	Repair parts & equipment		321.75
61617	01/14/2025	FAMCON PIPE & SUPPLY, INC	S100143715-001	Flange Bolt Kits	Repair parts & equipment		958.82
61617	01/14/2025	FAMCON PIPE & SUPPLY, INC	S100144714-001	Corp Adapters	Repair parts & equipment		940.15
61617	01/15/2025	FAMCON PIPE & SUPPLY, INC	S100145479-004	Leak Repair - CWRP	Pipeline repairs	FY25-0156	1,570.14
<b>Vendor FAM01 - FAMCON PIPE &amp; SUPPLY, INC Total:</b>							<b>4,461.71</b>
<b>Vendor: FER03 - FERGUSON WATERWORKS #1083</b>							
61618	01/14/2025	FERGUSON WATERWORKS #1083	0040997-1	Hardware - Bolt Kits	Materials & supplies		424.50
61618	01/14/2025	FERGUSON WATERWORKS #1083	0041098	Hardware for Hydrants - Break a ways	Materials & supplies		986.86
61618	01/14/2025	FERGUSON WATERWORKS #1083	0041691	Distribution Valve Replacement	Construction in progress	FY25-0146	13,471.97
<b>Vendor FER03 - FERGUSON WATERWORKS #1083 Total:</b>							<b>14,883.33</b>
61619	01/14/2025	Frontier Communications	December 2024	VOIP- Land Lines	Communications		827.88
<b>Vendor: FRU01 - FRUIT GROWERS LAB. INC.</b>							
61620	01/09/2025	FRUIT GROWERS LAB. INC.	420609A	Gac Plant Analysis	Outsd contracts		39.00
61620	01/09/2025	FRUIT GROWERS LAB. INC.	421126A	Gac Plant Analysis	Outsd contracts		39.00
61620	01/14/2025	FRUIT GROWERS LAB. INC.	500066A	Conejo GAC Outside Lab Work	Outsd contracts		39.00
61620	01/15/2025	FRUIT GROWERS LAB. INC.	500358A	Outside Lab Analysis	Outsd contracts		39.00
<b>Vendor FRU01 - FRUIT GROWERS LAB. INC. Total:</b>							<b>156.00</b>
<b>Vendor: GEO06 - GEOSCIENCE SUPPORT SERVICES INC.</b>							
61621	01/14/2025	GEOSCIENCE SUPPORT SERVICES INC.	CWD-01-23-11	Well Asset Management Program	Prof services	FY24-0102-R1	360.94
61621	01/14/2025	GEOSCIENCE SUPPORT SERVICES INC.	CWD-01-23-11	Well Asset Management Program	Prof services	FY24-0102-R1	120.31
<b>Vendor GEO06 - GEOSCIENCE SUPPORT SERVICES INC. Total:</b>							<b>481.25</b>
1527	01/09/2025	GRAHAM MOLAND	TuitionReimb-Fall2024-2	Tuition Reimbursement MPPA Program	Safety & train	FY25-0051	1,500.00
61622	01/14/2025	HACH COMPANY	14311330	Materials & Supplies - Reagents	Materials & supplies		736.97
61623	01/15/2025	HADRONEX INC.	36208	SmartCover Repairs	Repair parts & equipment	FY25-0155	1,500.00
61624	01/08/2025	INVOICE CLOUD INC.	4235-2024-12	Payment processing for month December 2024	Invoice Cloud Fees Payable		971.75
61625	01/14/2025	Janitek Cleaning Solutions-Allstate Cleaning, Inc.	55042A	Cleaning Janitorial Services - January 2025	Outsd contracts		1,897.10
61626	01/14/2025	JON FINN	00007649	Close Acct Overpayment Refund-390 Via Olivera	Refunds payable		44.79
61627	01/14/2025	JOSEPH A ZIMMERLY	00003643	Deposit Refund Act 3643 - 1208 Mission Verde Dr	Refunds payable		63.82
61628	01/14/2025	MAGICALL, INC.	00000063	Closed Acct Overpayment Refund- 4550 Calle Alto	Refunds payable		176.08
61629	01/08/2025	MNS ENGINEERS, INC.	88458	Out of Scope Svc - Eng Svc During Construction	Construction in progress	FY24-0126-R1	3,793.75
61630	01/14/2025	NBS GOVERNMENT FINANCE GROUP	202412-4294	Develop In-Lieu Fees for Mitigation Requirements	Prof services	FY25-0084	1,000.00

61631	01/14/2025	NORA GAYTAN	00001896	Closed Acct Overpayment Refund - 5379 Hidalgo St	Refunds payable	72.00
61632	01/15/2025	OCCU-MED, LTD.	0125711oa	New Hire Physical (BM)	Outsd contracts	447.60
61633	01/14/2025	OLIN CORP-CHLOR ALKALI	900507542	Chemicals (Bleach) - CWRWF	Materials & supplies	11,475.01
<b>Vendor: PUR01 - PURETEC INDUSTRIAL WATER</b>						
61634	01/14/2025	PURETEC INDUSTRIAL WATER	2233829	Mixed Bed Tank Rental - RMWTP	Repair Parts & Equipment-RM	983.31
61634	01/14/2025	PURETEC INDUSTRIAL WATER	2235702	Deionized Water Service	Materials & supplies	86.79
<b>Vendor PUR01 - PURETEC INDUSTRIAL WATER Total:</b>						<b>1,070.10</b>
61635	01/14/2025	RAYCO SECURITY LOSS PREVENTION	1020	Alarm Service	Outsd contracts	267.00
61636	01/14/2025	ROYAL INDUSTRIAL SOLUTIONS	9009-1053797	CSUCI Booster Station MCC - Transformer	Repair parts & equipment	901.92
61637	01/15/2025	SAM HILL & SONS, INC.	5203	Leak Repair - 1.5" Service Line	Pipeline repairs FY25-0157	9,305.56
<b>Vendor: SCF01 - SC Fuels</b>						
61638	01/14/2025	SC Fuels	IN0000044164	Material & Supplies - FUEL	Materials & supplies	888.96
61638	01/14/2025	SC Fuels	IN0000047565	Material & Supplies - FUEL	Materials & supplies	1,368.46
61638	01/14/2025	SC Fuels	IN0000049245	Material & Supplies - Fuel Ponds	Materials & supplies	2,135.42
<b>Vendor SCF01 - SC Fuels Total:</b>						<b>4,392.84</b>
<b>Vendor: SCE01 - SOUTHERN CALIF. EDISON</b>						
1528	01/14/2025	SOUTHERN CALIF. EDISON	January2025	Current Usage Charges - January 2025	Pumping power Potable	72,356.54
1528	01/14/2025	SOUTHERN CALIF. EDISON	January2025	Current Usage Charges - January 2025	Pumping power-Non-Pot	107,328.41
1528	01/14/2025	SOUTHERN CALIF. EDISON	January2025	Current Usage Charges - January 2025	Pumping Power-RMWTP	7,169.41
1528	01/14/2025	SOUTHERN CALIF. EDISON	January2025	Current Usage Charges - January 2025	Utilities	3,962.32
<b>Vendor SCE01 - SOUTHERN CALIF. EDISON Total:</b>						<b>190,816.68</b>
1529	01/10/2025	SOUTHERN CALIFORNIA GAS	Jan2025	December 2024 Usage Charges-Act 123 787 1794 1	Utilities	15.29
61596	01/06/2025	STATE WATER RESOURCES CONTROL BOARD	D2-Cert-GrahamMoland	D2 CERTIFICATION RENEWAL-GRAHAM MOLAND	Dues & subscrip	60.00
61639	01/09/2025	STATE WATER RESOURCES CONTROL BOARD	G560809	Water Rights Payments of \$50.00 for 6 Wells	Fees & charges	300.00
61640	01/14/2025	SWRCB-Drinking Water Program Fees	LW-1051487	SWRCB Water System Fees	Fees & charges	53,046.80
61641	01/14/2025	THOMAS L WALLS	00002713	Deposit Refund Act 2713 - 1623 Old Ranch Rd	Refunds payable	83.58
61642	01/15/2025	THOMAS SCIENTIFIC	3502927	Lab Thermometer	Materials & supplies	41.06
61643	01/14/2025	Trusted Tech Team, Inc	169174	Windows Workstation Upgrades	Outsd contracts	664.95
1530	01/14/2025	U.S. BANK CORPORATE	24-Dec	Credit Card Purchases	Credit Cards Payment	14,957.13
<b>Vendor: UND01 - UNDERGROUND SERVICE ALERT OF SOUTHERN CALIFORNIA, INC</b>						
61644	01/14/2025	UNDERGROUND SERVICE ALERT OF SOUTHERN CAI1220240226		Dig Alert Tickets Monthly Charges	Outsd contracts	230.15
61644	01/14/2025	UNDERGROUND SERVICE ALERT OF SOUTHERN CAI24-252039		Dig Alert Tickets Monthly Charges	Outsd contracts	127.61
<b>Vendor UND01 - UNDERGROUND SERVICE ALERT OF SOUTHERN CALIFORNIA, INC Total:</b>						<b>357.76</b>
<b>Vendor: UNI12 - UNIFIED FIELD SERVICES CORPORATION</b>						
61645	01/15/2025	UNIFIED FIELD SERVICES CORPORATION	Pymt-3 Inv-1224984	AG 3 Tank Replacment	Construction in progress FY25-0065	69,794.00
61645	01/15/2025	UNIFIED FIELD SERVICES CORPORATION	Retention-Pymt 3	Retention from Pymt 3 Inv 1224984	Contractor's retention	(3,489.70)
<b>Vendor UNI12 - UNIFIED FIELD SERVICES CORPORATION Total:</b>						<b>66,304.30</b>
<b>Vendor: UNI08 - UNIFIRST CORPORATION</b>						
61646	01/14/2025	UNIFIRST CORPORATION	2210160233	Office Cleaning Supplies - Towel-Mat Service	Outsd contracts	91.42
61646	01/14/2025	UNIFIRST CORPORATION	2210160234	Uniform Cleaning Service	Outsd contracts	190.38
61646	01/14/2025	UNIFIRST CORPORATION	2210161795	Office Cleaning Supplies - Towel-Mat Service	Outsd contracts	91.42
61646	01/14/2025	UNIFIRST CORPORATION	2210161796	Uniform Cleaning Service	Outsd contracts	190.38
61646	01/14/2025	UNIFIRST CORPORATION	2210164023	Office Cleaning Supplies - Towel-Mat Service	Outsd contracts	97.80
61646	01/14/2025	UNIFIRST CORPORATION	2210164024	Uniform Cleaning Service	Outsd contracts	190.38
<b>Vendor UNI08 - UNIFIRST CORPORATION Total:</b>						<b>851.78</b>



**Vendor: UNI13 - UNION MATERIALS TESTING, INC**

61647	01/14/2025	UNION MATERIALS TESTING, INC	736	Materials Testing for Solids Dewatering Press	Construction in progress	FY24-0286-R1	3,670.50
61647	01/14/2025	UNION MATERIALS TESTING, INC	737	Materials Testing for Solids Dewatering Press	Construction in progress	FY24-0286-R1	6,425.50
61647	01/14/2025	UNION MATERIALS TESTING, INC	738	Materials Testing for Solids Dewatering Press	Construction in progress	FY24-0286-R1	5,379.50
61647	01/14/2025	UNION MATERIALS TESTING, INC	739	Materials Testing for Solids Dewatering Press	Construction in progress	FY24-0286-R1	7,758.50
<b>Vendor UNI13 - UNION MATERIALS TESTING, INC Total:</b>							<b>23,234.00</b>

**Vendor: USA01 - USA BLUE BOOK**

61648	01/09/2025	USA BLUE BOOK	INV00523887	Lab Supplies	Materials & supplies		141.52
61648	01/08/2025	USA BLUE BOOK	INV00578083	Lab Supplies	Materials & supplies		82.68
<b>Vendor USA01 - USA BLUE BOOK Total:</b>							<b>224.20</b>
61649	01/14/2025	VENTURA COUNTY OVERHEAD DOOR	4435660	RMWTP/CWRF Slide Gate Opener	Repair parts & equipment	FY25-0109	4,900.00
61650	01/14/2025	VERIZON WIRELESS	9360008081	Cell Phones-Monthly Charges	Communications		3,450.81

**Vendor: WWG01 - W W GRAINGER, INC.**

61651	01/14/2025	W W GRAINGER, INC.	9360008081	Replacement Back Pressure Valves	Repair parts & equipment		501.76
61651	01/14/2025	W W GRAINGER, INC.	9369881850	Replacement and Pressure Switches	Materials & supplies		624.59
<b>Vendor WWG01 - W W GRAINGER, INC. Total:</b>							<b>1,126.35</b>
61652	01/15/2025	WIENHOFF DRUG TESTING	127302	DOT Queries for Commercial Drivers	Outsd contracts		15.00
61653	01/15/2025	ZWORLD GIS, LLC	2024-0288	GIS Support Services	Outsd contracts	FY25-0025	4,500.00

**TOTAL VENDOR PAYMENTS-CAMROSA****\$ 1,056,896.97**

1521	01/07/2025	ACWA JOINT POWERS INS	4thQTR2024	Workers Compensation 10-1-24 through 12-31-24	P/R-worker comp		14,733.17
1519	01/01/2025	ACWA/JPIA	12-24 PR ME	Health, Dental & Vision premiums	Medical, Dental, Vision ins.		65,564.31
<b>Vendor: PER05 - CAL PERS 457 PLAN</b>							
DFT000571	01/09/2025	CAL PERS 457 PLAN	INV0015673	Deferred Compensation	Deferred comp - ee paid		3,125.00
DFT000571	01/09/2025	CAL PERS 457 PLAN	INV0015676	Deferred Compensation	Deferred comp - ee paid		465.12
<b>Vendor PER05 - CAL PERS 457 PLAN Total:</b>							<b>3,590.12</b>

DFT000573	01/09/2025	EMPLOYMENT DEVELOP. DEPT.	INV0015689	Payroll-SIT	P/R-sit		6,912.17
DFT000571	01/09/2025	Empower Annuity Ins Co of America	INV0015674	Deferred Comp 457	Deferred comp - ee paid		150.00

1523	01/09/2025	LINCOLN FINANCIAL GROUP	INV0015675	Deferred Compensation	Deferred comp - ee paid		2,849.07
1522	01/09/2025	LINCOLN FINANCIAL GROUP	INV0015686	Profit Share Contribution	Profit share contributions		3,102.76

DFT000572	01/09/2025	PUBLIC EMPLOYEES	INV0015677	PERS -Retirement	P/R-state ret.		23,470.79
-----------	------------	------------------	------------	------------------	----------------	--	-----------

**Vendor: UNI10 - UNITED STATES TREASURY**

DFT000572	01/09/2025	UNITED STATES TREASURY	INV0015687	FIT	P/R-fit		16,623.50
DFT000573	01/09/2025	UNITED STATES TREASURY	INV0015688	Payroll- Medicare Tax	P/R - ee medicare		4,265.42
<b>Vendor UNI10 - UNITED STATES TREASURY Total:</b>							<b>20,888.92</b>

61597	01/09/2025	UNITED WAY OF VENTURA CO.	INV0015672	Charity-United Way	P/R-charity		20.00
1520	01/01/2025	UNUM LIFE INSURANCE	12-24 PR ME	Ltd & Std Insurance	Long term & Short term dis. hi		1,653.72

**TOTAL PAYROLL VENDOR PAYMENTS-CAMROSA****\$ 142,935.03**

## Board Memorandum

January 23, 2025

**To:** Board of Directors

**From:** Chris Patacsil, Superintendent of Operations

**Subject:** Purchase Order Ratification

---

**Objective:** Ratify the actions taken during a fire hydrant repair and relocation on Fieldcrest Drive.

**Action Required:** Ratify purchase orders totaling \$26,679.63 to J&H Engineering, Inc. for a fire hydrant repair and relocation on Fieldcrest Drive.

**Discussion:** Fieldcrest Drive had a fire hydrant that was obstructed by a tree, was fully encased by its roots, and was leaking. We needed to repair the leak and relocate the hydrant away from the tree and its roots. We met with the city inspector before the job to go over logistics and agreed on a new location for the hydrant. The project went out to bid, and the job was awarded to J&H Engineering, Inc. for \$21,700.00.

Once the job started, the city inspector informed us that the hydrant would need to be relocated to a different spot according to his superiors. After many calls back and forth with the city inspector, we agreed on a new location. This second relocation required additional work, including the removal and replacement of sidewalk panels and the purchasing of additional parts.

J&H completed this additional work on a time-and-materials basis for \$4,979.63, bringing the total project cost to \$26,679.63.

**Attachments:**

- J&H Fire Hydrant Relocation
- J&H City Changes to Fire Hydrant Relocation

**ENGINEERING**

GENERAL CONTRACTORS, INC.

**INVOICE****#4149.1**

Camrosa Water District  
Attention: Jorge Navarro  
7385 Santa Rosa Rd  
Camarillo, CA 93012

Dec 11th, 2024

Subject: Install new Fire Hydrant on existing 6" line – Fieldcrest

DESCRIPTION	QTY	UNIT	PRICE	TOTAL
Mobilization	1	EA	\$ 1,000.00	\$ 1,000.00
Traffic Control with 1 Flagger.	1	LS	\$ 2,500.00	\$ 2,500.00
Cut in new FH Head with Bury and Flange Coupling Adapter.	1	EA	\$ 14,250.00	\$ 14,250.00
Remove existing Fire Hyd head only (Carefully)	1	EA	\$ 750.00	\$ 750.00
Remove and Replace Concrete Sidewalk	32	SF	\$ 100.00	\$ 3,200.00
Total Proposal				<b>\$ 21,700.00</b>

**APPROVED***By Joshua Smith at 8:25 am, Dec 30, 2024*

**ENGINEERING**

GENERAL CONTRACTORS, INC.

**INVOICE****#4159**

Camrosa Water District  
Attention: Jorge Navarro  
7385 Santa Rosa Rd  
Camarillo, CA 93012

Dec 20th, 2024

Subject: City Changes to Fire Hydrant on existing 6" line – Fieldcrest

DESCRIPTION	QTY	UNIT	PRICE	TOTAL
<b>Change Orders - Per the City of Camarillo Inspector</b>				
Traffic Control - additional day	1	LS	\$ 250.00	\$ 250.00
Remove and Replace Concrete Sidewalk	13	SF	\$ 100.00	\$ 1,300.00
<b>Additional 6" MJ 45 Degree Install and 6" Pipe</b>				
Laborer (2) @ 3 Hours	6	HRS	\$ 118.65	\$ 711.90
Operator (1)	3	HRS	\$ 152.61	\$ 457.83
Superintendent	2	HRS	\$ 152.61	\$ 305.22
45 Degree MJ 45 with Acc Kits	1	EA	\$ 251.00	\$ 251.00
Thrust Block	1	EA	\$ 200.00	\$ 200.00
6" C-900 PVC Pipe	5	LF	\$ 14.25	\$ 71.25
Slurry Backfill	2	CY	\$ 250.00	\$ 500.00
Remove new leaking FH and Replace with another FH				
Laborer (2) @ 2 Hour	4	HRS	\$ 118.65	\$ 474.60
Operator (1)	2	HRS	\$ 152.61	\$ 305.22
Superintendent	1	HRS	\$ 152.61	\$ 152.61

**Total Invoice \$ 4,979.63**

**APPROVED**

*By Joshua Smith at 8:31 am, Dec 30, 2024*

## Board Memorandum

January 23, 2025

**To:** Board of Directors

**From:** Michael Phelps, Water Quality and Environmental Compliance Manager

**Subject:** Water Quality Q4 2024 Report

---

**Objective:** Provide a quarterly report to the Board regarding the current status of the District's compliance efforts and water quality.

**Action Required:** No action is necessary; for information only.

**Discussion:** Receive a report on the district's water quality results and compliance posture for the 4<sup>th</sup> quarter of 2024.

### Potable Distribution System

- 4 Positive Total Coliform Results this quarter
  - Positive results occurred in November in the weeks following the Mountain Fire triggering a level 1 assessment of our distribution system. All resamples were negative. Results from the assessment concluded that the Total Coliform Positive detections were most likely due to windy weather conditions on the days of sampling and environmental quality following the Mountain Fire.
  - During the assessment, changes were also made to our Bacti Sample Siting Plan to provide more accessible areas for sampling as well as adjust some upstream and downstream sampling points that were modified due to changes in the system flows in some areas.
  - The Department of Drinking Water (DDW) accepted the Level 1 assessment as well as the changes to our Sample Siting Plan.
- Reservoir Chlorine Levels were checked weekly and boosted as necessary.

### Potable Water Quality Treatment

- GAC Plant is in full compliance with all regulatory requirements.
- Round Mountain is in full compliance with all regulatory requirements.
  - Round Mountain was offline in November and December due to the University Well being down.

Camrosa Water Reclamation Facility

- **Plant TDS – Limit 947 mg/L**
  - October '24 – 868 mg/L
  - **November '24 – 964 mg/L**
  - December '24 – 918 mg/L
- **Plant Chloride – Limit 244 mg/L**
  - October '24 – 202 mg/L
  - November '24 – 224 mg/L
  - December '24 – 214 mg/L

All other water quality parameters tested this quarter were fully compliant with California Drinking Water Standards.

## Board Memorandum

January 23, 2025

**To:** Board of Directors

**From:** Jozi Zabarsky, Customer Service Manager

**Subject:** Customer and Administrative Services Quarterly Report

---

**Objective:** Provide a quarterly update to the Board regarding Customer Service and other Administrative Services.

**Action Required:** No action is necessary; for information only.

**Discussion:**

Billing: approximately 8,300 bills are generated each month. At this point in time, the delinquency rate for the bills due 1/1/25 is 2.2%, totalling approximately \$32,000. Staff are currently testing the reporting, billing system, customer engagement portal, and field workforce management elements of the billing system upgrade. All systems are expected to go live in April 2025. All in-house ACH customers will be notified shortly of the transition to InvoiceCloud.

Cross-Connection (Backflow): monitoring by the County is scheduled to end on June 30, 2025. Staff are working on selecting a vendor to provide the services required by the State Cross-Connection Control Protection Handbook. Backflow non-compliance remains low at 1.5% of the 1,472 backflow devices in the system.

## Board Memorandum

January 23, 2025

**To:** Board of Directors

**From:** Jozi Zabarsky, Customer Service Manager

**Subject:** Employee Spotlight

---

**Objective:** Spotlight a Camrosa employee.

**Action Required:** No action is necessary; for discussion only.

**Discussion:** The primary goals of the District's Strategic Plan are Water Supply Independence, Infrastructure Integrity, Prudent Financial Management, Public Trust, and Service Excellence Through Organization Development. In fulfilling the District's commitment to that Plan, management staff would like to spotlight one of its employees whose commitment, dedication, and hard work helps the District advance towards those goals.



## Board Memorandum

January 23, 2025

**To:** Board of Directors

**From:** Kevin Wahl, Director of Operations

**Subject:** Local Production Update

---

**Objective:** Receive a briefing on local water production through the second quarter of Fiscal Year 2024-25.

**Action Required:** No action necessary; for information only.

**Discussion:** The District tracks production of its various water sources electronically via the Supervisory Control and Data Acquisition (SCADA) system. Kevin Wahl, Director of Operations, will present a report on local water production through the second quarter of Fiscal Year 2024-25.

## Board Memorandum

January 23, 2025

**To:** General Manager

**From:** Terry Curson, District Engineer

**Subject:** Capital Improvement Projects Status Update for 2<sup>nd</sup> Quarter of FY 2024-25

---

**Objective:** Provide a quarterly update on the District's CIP projects.

**Action Required:** No action necessary; for information only.

**Discussion:** This report covers current potable, non-potable, wastewater, and general replacement projects. Please refer to the attachments for more information.

**Attachments:**

- CIP Status Update (2<sup>nd</sup> Qtr FY 2024-25)

# **QUARTERLY CI PROJECTS STATUS UPDATE (2nd Quarter FY24-25)**

**1/23/2025**

## **Summary of Major Developments Since Last CIP Update (10/25/24)**

- Completion of Bar Screen Installation
- Completion of Operation Building Roof Replacement
- Completion of Network Backbone Switches
- 90% design for Iron/Manganese Treatment at PV Well 2
- Completion of RFP for CEQA and Engineering Services for PV Well 3
- Mobilization and start work for Ag3 Tank Replacement
- 30% complete for construction of Solids Dewatering Press at CWRF
- 90% complete for design of Repair Sewer Collection Hotspots
- Performed kick-off Meeting for design of CSUCI Well Replacement
- Performed kick-off Meeting for Rehabilitation of Sewer Lift Station No. 4
- Design started for Replacement of PLCs at CWRF
- Completion for Replacement of Bar screen at Headworks
- Completed MTU/Meter Replacement Installation
- Performed kick-off Meeting for design of Replacement of Hydro-pneumatic PS at Tank 4C
- Scheduled Roof Replacement for O&M Building middle January 2025
- Completed draft PDR for Desalter at Conejo Wells
- Received proposal for Rehabilitation of SR Well No. 10 (Evaluation Phase)
- Performed kick-off for Rehabilitation of Power Distribution System at CWRF

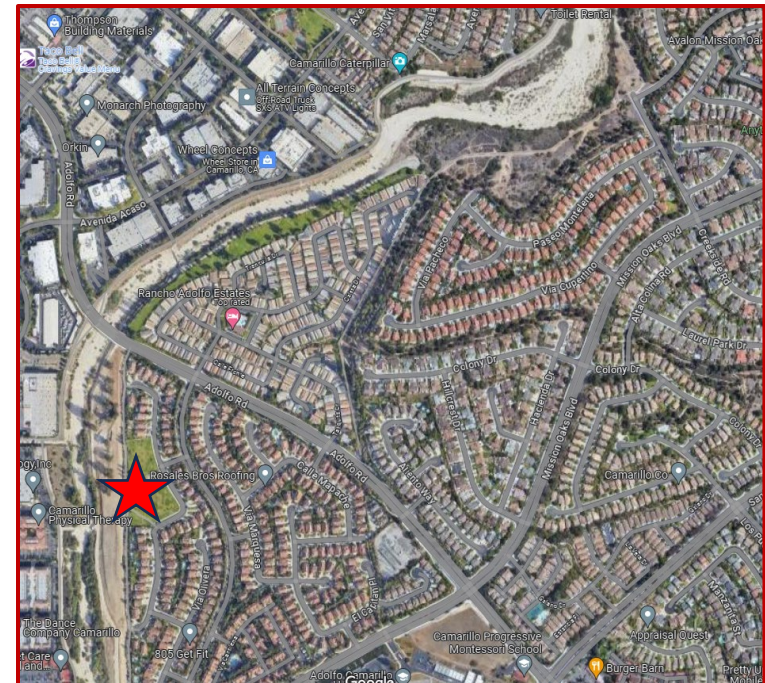
## Iron/Manganese Treatment at PV Well 2 (Engineering)

- Budget: \$325,000 (Design)
- Cost: \$257,051
- Consultant: Consor
- SOW: Procurement and installation of Fe/Mn filter vessels for PV Well #2, Woodcreek Well, and future PV Wells.
- STATUS: Plans and specs in revision. 100% draft design submittal due by 01/17/25 for review. Final design due by 02/03/23.



## PV Well No. 3 (Engineering)

- Budget: \$180,000 (Design)
- Consultant: TBD
- SOW: Construction of a third well within Pleasant Valley Groundwater Basin to produce increased pumping allocations.
- STATUS: Location will be at Calleguas Creek Park. Final RFPs for CEQA and engineering services completed and proposals due 01/06/25 (pending review).





## Replacement of University Well (Engineering)

- Budget: \$100,000
- Cost: \$76,224
- Consultant: Geoscience/Cannon
- SOW: Construction of a new well to replace existing CSUCI Well.
- STATUS: Draft Well Drilling specifications complete. Engineering services awarded and Kick-off Meeting Scheduled for 01/08/25. Surveying scheduled for 01/28/25.



## Ag3 Tank Replacement (Construction)

- Budget: \$1,175,00.00
- Cost: \$956,161.00
- Contractor: Unified Field Services
- SOW: New tank (100K gal) to replace existing tank (60K gal), including fencing, retaining wall, site and access road improvement.
- STATUS: Construction in progress





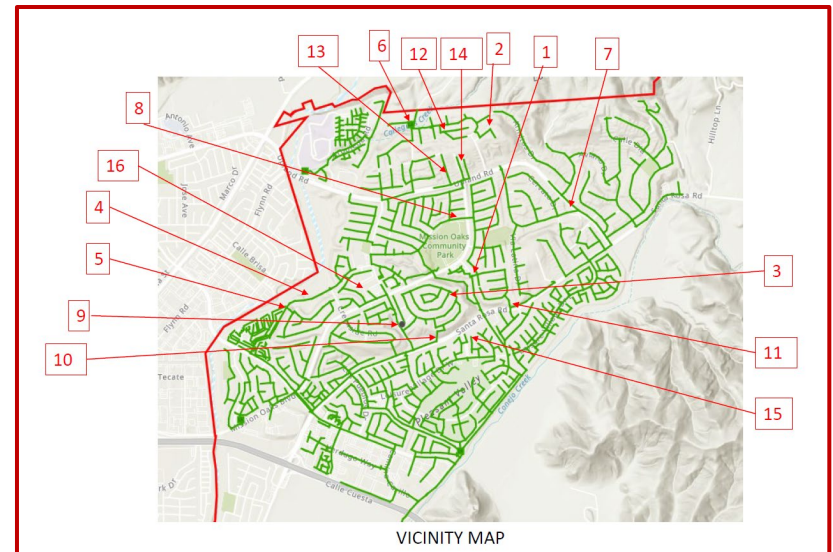
# Solids Dewatering Press Facility at CWRP (Construction)

- Budget: \$4,164,100
- Cost: \$3,477,890 (Construction)
- Contractor: Pacific Hydrotech Corp.
- SOW: Site demo, foundation, 2-level metal building, paving, yard piping, mechanical piping, rotary fan press equipment, electrical, instrumentation and controls, commissioning and testing.
- STATUS: Structural steel superstructure is complete. Floor and approach footings and slab completed.



# Repair Hotspots in Sewer Collection System (Engineering)

- Budget: \$330,000
- Cost: \$91,514
- Consultant: Cannon
- SOW: Repair hotspots at 17 locations in sewer system. Issues range from sag in line to roots intrusion to grease buildup.
- STATUS: TM completed. 50% design submitted and reviewed. 90% design submittal expected end of January 2025.




# Replacement of Hydro-pneumatic Pump Station at Reservoir Tank 4C (Engineering)

- Budget: \$150,000.00
- Cost: \$208,285
- Consultant: Cannon
- SOW: Replacement of existing hydro-pneumatic 4C pump station.
- STATUS: Kick-off meeting completed. Project is currently on hold pending JPIA inspection and recertification of Hydro-pneumatic Tank (TBD)



# Desalter at Conejo Wellfield (Engineering)

- Budget: \$ TBD
- Cost: \$ TBD
- Consultant: TBD
- SOW: Prepare Preliminary Design Report (PDR) for advanced treatment at Conejo Well Field.
- STATUS: In process of completing draft PDR Schedule:  
Release 01/15/25,  
Proposals Due 02/27/25  
Selection Process 3/2025  
Award 04/2025





# Rehabilitation of Sewer Lift Station No. 4 (Engineering)

- Budget: \$175,000.00
- Cost: \$165,910.00
- Consultant: MKN
- SOW: Replace existing switchgear, ATS, MCC and PLC; reconfigure, clean and reline wet well; demolish buried vault, piping, valves and pumps; replace package pump unit with submersible type pumps; temporary bypass; and SCADA integration.
- STATUS: Design just started. Technical Memorandum due end of January 2025.



# Replacement of Programmable Logic Controllers at CWRP (Engineering)

- Budget: \$300,000.00
- Cost: \$196,650.00
- Consultant: RoviSys
- SOW: Migrate existing seven (7) SLC 5/04 PLCs in MMCs A, B, C, D, E, F & G to modern Allen-Bradley Compact Logix PLCs, I/O cards and drives; upgrade DH+ network to fiber ethernet network; and programming and SCADA migration by Rockwell/RoviSys which includes Wonderware and HMIs.
- STATUS: 70% complete. Final drawings and specifications scheduled for end of February 2025.



# Rehabilitate Power Distribution System at CWRF (Engineering)

- Budget: \$180,000.00
- Cost: \$182,400.00
- Consultant: Cannon
- SOW: Replace existing switchgear, ATS, and MCC with new; improvements to existing generator building; new building for new MCC; connect CWRF generator to RMWTP generator for redundancy; sump pumps for 12 manholes.
- STATUS: Engineering awarded to Cannon. Kick-off meeting and surveying complete. Power study and testing of MCCs to be conducted by Taft Electric end of January 2025. .



## Replace Roof for O&M Building (Construction)

- Budget: \$100,000
- Cost: \$81,503.00
- Contractor: RoofConnect
- SOW: Replace existing 55-year-old 5,380-SF built-up roof system and 405-SF shed roof with TPO (thermoplastic polyolefin) roof membrane.
- STATUS: Work approved by the Board and scheduled between January 6 – 24.





# Refurbishment of Santa Rosa Well No. 10 (Evaluation)

- Budget: \$215,000.00
- Cost: \$109,847 (Ph 1 only)
- Consultant: Hopkins Groundwater
- Contractor: General Pump Co.
- SOW: Well cleaning, rehabilitation, new pump, column piping and fittings to restore pumping; new pump house; and related piping for conversion and transfer to potable water system.
- STATUS: Award for Phase 1 only scheduled for January 23, 2025.



# Water Quality Sampling Stations (Engineering)

- Budget: \$40,000
- Cost: \$33,200
- Consultant: MNS
- SOW: Installation of 42 sampling stations in the potable water system.
- STATUS: **On hold**. Low on CIP priority. Final plans and specs completed. Exploring alternative options. Will need to put together the RFP package when the decision is made to proceed with the project for construction.



Typical Water Sampling Station

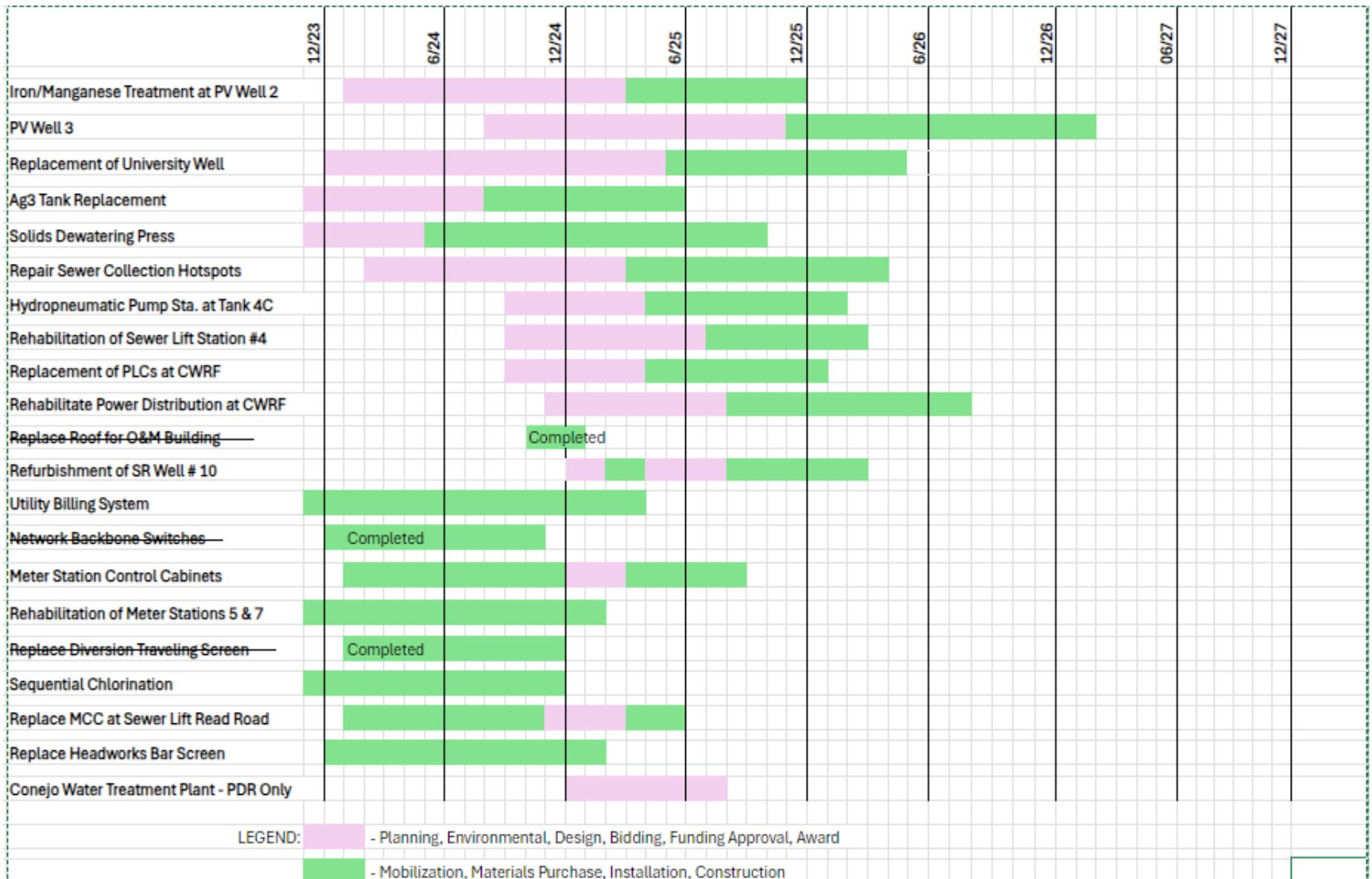
# WQ Sampling Station @ Heritage Park Monitoring Well (Engineering)

- Budget: \$TBD
- Cost: \$11,280
- Consultant: Hopkins
- SOW: Design and specifications for Bladder pump WQ sampling equipment
- STATUS: Project awarded. Kick-off meeting tentatively scheduled end of January 2025.



Typical Water Sampling Station

# TARGET TIMELINES



# **FY 24-25 Q2 COMPLETED CAPITAL PROJECTS**

## **GENERAL REPLACEMENTS:**

- Network Backbone Switches
- Meter/MTUs

## **POTABLE WATER PROJECTS**

- None

## **NON-POTABLE WATER PROJECTS**

- Diversion Screen

## **WASTEWATER PROJECTS**

- None

# CAPITAL PROJECTS UNDERWAY

## STATUS

### GENERAL REPLACEMENTS:

- Utility Billing System
- LIMS
- Tier 2 Historian

In progress. Completion by end of APR 2025.

To be integrated with Tier 2 Historian.

In progress. Completion by end of JUNE 2025.

### POTABLE WATER PROJECTS

- Meter Station Control Cabinets
- Meter Station 5 & 7 Rehabilitation
- MTU and Meter Replacement

In progress. Completion by end of SEPT 2025.

In progress. Completion by end of FEB 2025.

*Completed*

### NON-POTABLE WATER PROJECTS

- AG3 Tank Replacement
- Diversion Traveling Screen

In progress. Completion by end of AUG 2025

*Completed*

### WASTEWATER PROJECTS

- Sequential Chlorination
- Sewer Lift Read Road MCC
- Headworks Bar Screen Replacement
- Headworks Influent Pumps Replacement

*Completed*

In progress. Completion by end of JUL 2025.

In progress. Completion by end of FEB 2025

In progress. Completion by end of JUNE 2025.

# **MAJOR DEVELOPMENT PROJECTS**

## **TRACT 5347 (Nicholson Property)**

- 18 lots development recently sold to Toll Brothers and is in final permit phase for construction

## **SUNNYLAND NURSERY (Santa Rosa Road)**

- 8 lots development currently in entitlement process with the County of Ventura

## **BINGLIN PARK EQUESTRIAN CENTER (Tierra Rejada Road)**

- Four parcels totaling 123.1 acres for an Olympic equestrian competition facility

## **TRACT 5688 (Wildwood Preserve)**

- 18 lots development. Property has been up for sale for several months. No status update available

## **CAMINO RUIZ APARTMENTS (Fairfield LLC.)**

- 386 units apartment building that is currently under construction

## Board Memorandum

January 23, 2025

**To:** General Manager

**From:** Tamara Sexton, Deputy General Manager/Finance

**Subject:** Investment Opportunities

**Objective:** Reinvest in U.S. Treasury Bills or Treasury Notes.

**Action Required:** Authorize the General Manager to re-invest up to \$10.274 million in Treasury Bills or Treasury Notes for Treasury Notes maturing February 15, 2025.

**Discussion:** The District has \$6.5 million held in LAIF and \$34.8 million invested in Treasury Bills and Treasury Notes. The following is a list of Treasury Bills/Notes as of December 31, 2024.

U.S. Treasury Bills & Notes		Settlement	Maturity	Par	Market Price	Amount	Accrued Int.	Net	Yield to	Market Value
Financial Institution		Date	Date	Value	at Purchase		at Purchase	Amount	Maturity	Current
Pershing, LLC-Treasury Notes	912828J27	2/22/2024	2/15/2025	10,274,000.00	97.29	9,995,574.60	3,951.54	9,999,526.14	4.863%	10,244,719.10
Pershing, LLC-Treasury Notes	9128284Z0	11/2/2023	8/31/2025	14,511,000.00	96.00234	13,930,900.10	69,066.78	13,999,966.88	5.07%	14,368,647.09
Pershing, LLC-Treasury Notes	912797GX9	3/14/2024	3/15/2026	10,006,000.00	100.225	10,028,513.50	230,117.38	10,258,630.88	4.625%	10,049,025.80
Total				\$ 34,791,000.00		\$ 33,954,988.20	\$ 303,135.70	\$ 34,258,123.90		\$ 34,662,391.99

In February 2024, the District invested \$9.995 million in one-year treasury notes. These treasury notes with a par value of \$10.274 million will mature on February 15, 2025. Staff is requesting authorization for the General Manager to re-invest up to \$10.274 million in treasury bills or treasury notes.

LAIF yield as of December 31, 2024 was 4.434%. The following table shows yields for treasury bills and treasury notes for terms ranging from four months to five years.

TREASURY BILLS/NOTES RATES (12/31/2024)					
4 Mo	6 Mo	1 Yr	2 Yr	3 Yr	5 Yr
4.320%	4.240%	4.160%	4.250%	4.270%	4.380%



## Board Memorandum

January 23, 2025

**To:** General Manager

**From:** Terry Curson, District Engineer

**Subject:** Santa Rosa Well No. 10 Rehabilitation

---

**Objective:** Award contracts for Phase 1 rehabilitation services for the Santa Rosa No. 10 Non-Potable Well.

**Action Required:** It is recommended that the Camrosa Board of Directors:

- 1) Authorize the General Manager to issue a purchase order to General Pump Company in the amount of \$45,087.00 for Phase 1 rehabilitation services for the Santa Rosa Well No. 10 Non-Potable Well; and
- 2) Issue a purchase order to Hopkins Groundwater Consultants in the amount of \$64,760.00 to provide professional evaluation and rehabilitation services.

**Discussion:** As a result of declining water levels, production loss, and operational issues, the Santa Rosa No. 10 Well is in need of rehabilitation. In addition, as part of Phase 1 of the District's Master Plan, this well has the potential to be converted to a potable supply well for the proposed Conejo Desalter project and will require some piping modifications and replacement of the MCC and controls.

Santa Rosa Well No. 10 (SR 10) is a non-potable water well located on the north side of Santa Rosa Road between Hill Canyon Road and Yucca Drive, about 525 ft away from the Conejo Wellfield. The well was originally drilled in 1954 and operated by Santa Rosa Mutual as a potable water well and was eventually acquired by the District. Its current condition is considered a sub-standard facility. The well needs to be refurbished to improve production and efficiency. Also, the building that houses the well is old and needs to be replaced to improve the overall workspace area, ventilation, lighting, and sound attenuation. This well has been identified in the District's Master Plan to be converted to a potable production well for the proposed Conejo Desalter project.

Since acquiring the well from Santa Rosa Mutual, this well has not been cleaned or rehabilitated. Production has slowly degraded over time. Although the specific reasons for the loss of production is not fully known, it is assumed that it is most likely the result of plugging of the formation and well screen, along with declining water levels.

SR 10 utilizes an oil lubrication system, which over time causes build-up of oil on the water surface. This can be problematic as it limits the operator's ability to increase pumping drawdown. To improve production and efficiency, staff would like to evaluate the well's condition and convert the existing oil lubrication system to a freshwater flush system. In addition, the well is not equipped with automatic level transducers and that will be installed as part of the rehabilitation project.

This project includes the evaluation of the existing well, pump and motor. It is expected that the well will be redeveloped, and installation of a new pump assembly will be required along with a freshwater lube system. Also, the existing building will be demolished and replaced with a new prefabricated structure.

This project involves two phases:

- Phase 1: Pulling the well and evaluation.
- Phase 2: Cleaning, rehabilitation, equipment specifications, electrical, controls, piping and valve replacement/modifications.

The well will be pulled and videoed to evaluate the existing condition of the well casing and screens along with the pump assembly and column pipe. Depending on the condition of the pump equipment and well, a redevelopment plan and specifications will be prepared and executed. Upon the condition of the pump bowls and assembly, it will either be cleaned or replaced. Staff is expected to obtain proposals for engineering services that will perform electrical switchgear and MCC replacement design along with piping modifications and a new prefabricated building.

The District has solicited a proposal from Hopkins Groundwater Consultants for Phase 1 to assist in preparing a rehabilitation scope, and construction inspection and monitoring services. The proposed work includes:

- Well Condition Assessment
- Well Rehabilitation Specifications
- Well Rehabilitation Observation & Documentation
- Summary of Operations Report
- Project Management & Meetings

Hopkins is under an annual services agreement with the District and has performed various other hydrogeological services for the District. Hopkins is familiar with the construction and development of the SR 10 and their fee proposal in the amount of \$64,760.00 for the above specified work is fair and their proposed timeline of approximately 2 months to complete this project is reasonable.

As part of Phase 1 evaluation, staff solicited a proposal from General Pump Company (GPC) to pull the well along with a light brushing and airlifting, if needed. Subsequently, they will perform a well video that will provide useful information that will assist Hopkins in developing an overall condition assessment and rehabilitation plan. This work will be done under the District's general services agreement with GPC. GPC's proposal of \$45,087.00 was determined to be fair and reasonable.

Once the rehabilitation specifications are complete and rehabilitation costs are known, staff will move forward with Phase 2, which consists of the actual well-rehabilitated, modified pump reinstallation and engineering services. Once the Phase 2 costs are known, staff will return to the Board and request additional funds for this portion of the work.

This project is budgeted for in FY FY24-25 from the District's Non-Potable Water Capital Improvements Fund in the amount of \$215,000.00.

## Board Memorandum

January 23, 2025

**To:** Board of Directors

**From:** Kevin Wahl, Director of Operations

**Subject:** Pond Pump #4 Replacement CIP

---

**Objective:** Establish a Capital Improvement Project (CIP) for Pond Pump #4 replacement.

**Action Required:** It is recommended that the Camrosa Board of Directors:

- 1) Appropriate \$100,000.00 from the Non-Potable Capital Replacement Fund and establish a Pond Pump #4 Replacement Capital Improvement Project (CIP); and
- 2) Authorize the General Manager to issue a purchase order in the amount of \$78,157.90 to General Pump Company, Inc. for the repair of Pond Pump #4.

**Discussion:** Pond Pump #4 is a critical part of the delivery of water into our non-potable surface water system. Pump #4's motor failed, the packing had excessive leakage, and the pump needed a rebuild. General Pump was available to pull both the motor and the pump for transport back to their shop for teardown and inspection. After evaluation with General Pump, staff plans to rebuild the pump and reuse the existing pump head. This purchase order includes the removal, repairs, reinstallation of the pump and motor, and startup.

The 350-hp motor was repaired by Walton Motors, Inc. for \$14,484.05 and is at General Pump's shop, ready for installation.

Staff recommends establishing a CIP to capture the expenditures for this project.

**Attachments:**

- Pond Pump #4 General Pump
- Pond Pump #4 Walton Motors



934 W. VERDULERA STREET - CAMARILLO, CA 93010  
PHONE: (805) 482-1215 - FAX: (805) 484-2135

WELL & PUMP SERVICE SINCE 1952

Lic. #496765

*"Serving All Southern California and Central Coast!"*

Camrosa Water District  
7385 Santa Rosa Road  
Camarillo, California 93012

November 20, 2024

Attn: Chris Patacsil

***Subject: Pond Station Booster Pump #4 Removal, Tear Down, Repair and installation***

General Pump Company, Inc. (GPC) is pleased to provide this estimate to provide equipment and materials as described below to pull the pump, teardown and inspect and rebuild and repair and install the referenced pump equipment. The pump has already been removed, torn down, inspected and this proposal includes that time and the necessary time for the complete turn-key completion of the project repair.

The estimate cost is as follows:

**Shop Time:**

- |  |                   |
|--|-------------------|
| • Load-unload materials and equipment as needed. Tear down pump and report conditions.   | 24 Hours          |
| • Machine suction case and all bowls for replacement wear rings, install wear rings and re-machine suction and bowls with new rings installed to fit impeller skirts with factory tolerance. | 36 Hours          |
| • Machine all impellers for replacement wear rings, install rings and machine impeller with rings to fit new bowl rings diameter with factory tolerance.                                     | 24 Hours          |
| • Manufacturer replacement bowl rings.   | 11 Hours          |
| • Manufacturer replacement impeller rings.   | 11 Hours          |
| • Straighten, machine replacement bowl shaft, line shaft and head shaft.   | 16 Hours          |
| • Clean and machine head for concentricity and parallelism and resurface packing box plate, paint and install repaired packing box.  | 30 Hours          |
| • Clean and inspect column and retainer for assembly.  | 6 Hours           |
| • Assemble bowl assembly.  | 8 Hours           |
| • Assemble complete pump assembly and check for concentricity and parallelism, touch up coating.   | 16 Hours          |
| • Manage shipment of motor.  | 6 Hours           |
| • Engineering support.   | 10 Hours Included |

***188 Hours Total Estimated Shop Labor @ \$125.00/Hour***

***\$23,500.00***



*"Serving All Southern California and Central Coast!"*

Camrosa Water District

November 20, 2024

Page 2

**Field Labor:**

- Mobilize rig and crew and remove pump from site and transport to GPC for further inspection.
- Mobilize crane and crew and install pump and provide support to install motor and head shaft, verify rotation and conduct startup protocols.
- Overtime/man hour >8 weekdays and Saturdays up to 8 hours

12 Hours 3 Man Crew and equipment @ \$775.00/Hour	\$9,300.00
12 Hours Overtime at \$80.00 per man Hour	\$960.00

<b><i>Total Field Labor</i></b>	<b><u>\$10,260.00</u></b>
---------------------------------	---------------------------

**Materials (Taxable):**

- |   |             |
|---|-------------|
| • Materials for Replacement Bowl rings, impeller rings, collets and bearing material                        | \$11,430.00 |
| • Replacement flanged column with ID/OD Epoxy Coating, Flanged bearing retainer, line shafts with couplings | \$17,241.00 |
| • Replacement head packing box, packing, bolts and head shaft materials                                     | \$5,200.00  |
| • Bolting, gaskets, consumables. Electrical materials for motor connection, fittings, tape and banding.     | \$2,349.00  |
| • Shipping and handling   | \$1,820.00  |
| • Estimate Tax on Materials   | \$2,757.90  |

<b><i>Total Estimated Materials</i></b>	<b><u>\$40,797.90</u></b>
---	---------------------------

**Outside Service:**

- |                |            |
|----------------|------------|
| • Machine head | \$3,600.00 |
|----------------|------------|

<b><i>Total Estimated Outside Service</i></b>	<b><u>\$3,600.00</u></b>
---	--------------------------

<b><i>Total Estimated Project cost</i></b>	<b><u>\$78,157.90</u></b>
--	---------------------------

GPC's Standard Terms and Conditions apply and all invoices. Warranty for work and materials are restricted to parts and materials replaced as part of this project.

Regards,  
General Pump Company

*Jim Bruneio*

Walton Motors & Controls Inc.  
1843 Floradale Avenue.  
South El Monte, CA 91733  
626.442.4610  
626.444.3561 – Fax  
ray\_garcia@waltonmotors.com

**To:** Chris Patacsil  
Camrosa Water District

**Re:** 350 HP USEM VHS Pump Motor  
Pond Station Pump #4 - 81592

Please accept this quotation to make the following repairs to (1) USEM 350 Hp VHS AC pump motor, 1190 RPM, 5807HP Frame, ID S0520110371-0001R0001:

- Test, dismantle and inspect
- Steam clean all parts, dry and reinspect
- Stem clean stator, bake and retest
- Double dip and bake stator, using epoxy coating
- Add two-part epoxy coating for extra moisture protection
- Remove stand pipe, reinstall and seal
- Inspect and measure all bearing journals and housings for proper fits
- Furnish and install new Klinox
- Furnish and install (2) 7228 thrust bearing with lock nut and washer
- Furnish and install (1) 6226 guide bearing
- Furnish and install (2) new sight glass
- Furnish and install (2) new oil fill plugs
- Furnish and install (2) new internal strip heaters 120V x 200 Watts Each
- Furnish and install new miscellaneous stainless-steel hardware
- Dynamic balance rotor
- Oil for test
- Assemble, full voltage test and paint

DEL: Approximately 7 – 10 Business Days ARO

We hope this information is helpful, however if additional information is required, please feel free to contact us at any time.

## Board Memorandum

January 23, 2025

**To:** Board of Directors

**From:** Kevin Wahl, Director of Operations

**Subject:** University Well Pump Replacement Project

---

**Objective:** Establish a Capital Improvement Project (CIP) for replacement of the University Well pump.

**Action Required:** It is recommended that the Camrosa Board of Directors:

- 1) Appropriate \$200,000.00 from the Potable Capital Replacement Fund and establish a University Well Pump Replacement Capital Improvement Project (CIP); and
- 2) Authorize the General Manager to issue a purchase order in the amount of \$109,035.35 to General Pump Company, Inc. for the repair of University Well.

**Discussion:** University Well is the sole source of water for our Round Mountain Water Treatment Plant (RMWTP), a big contributor to our local potable water production. The VFD for this well failed on November 1<sup>st</sup>. Staff investigated, and they ordered and replaced the VFD. However, attempts to restart the well were unsuccessful. The well was unable to maintain sufficient freshwater lube flow and the pressure required to operate. Staff worked with General Pump to investigate this issue, however the pump needed to be pulled in order to inspect the downhole components.

Upon pump teardown and inspection, the lube line weep holes were found to be plugged with what appeared to be a buildup of iron-reducing bacteria. The pump bowls have a significant amount of corrosion damage. This damage is beyond repair, and the pump needs to be replaced. The pump bowls made of cast/ductile iron are the last component of the well that is not stainless steel. Over the life of this well, corroded components have been replaced with stainless steel, giving good results. This pump is the last weak link that is not stainless steel and should be upgraded.

Staff recommends establishing a CIP to capture the expenditures for this project. This project also includes the cost of the VFD replacement (\$32,190.36) and pulling the pump (\$31,560.00).

**Attachments:**

- University Well Proposal



934 W. VERDULERA STREET - CAMARILLO, CA 93010  
PHONE: (805) 482-1215 - FAX: (805) 484-2135

WELL & PUMP SERVICE SINCE 1952

Lic. #496765

*"Serving All Southern California and Central Coast!"*

January 14, 2025

Camrosa Water District  
7385 Santa Rosa Road  
Camarillo, California 93012

Attn: Chris Patacsil

***Subject: CSUCI Well New Pump Installation***

General Pump Company, Inc. (GPC) is pleased to provide this estimate to furnish, install and start-up new stainless steel pump bowl on the existing stainless steel column, tube and shaft assembly.

The estimate of costs is as follows:

**Shop Time:**

- Take delivery of materials.
- Tear down new pump bowl.
- Disassemble, clean and reassemble column, tube and shaft
- Load/unload tooling and materials.
- Engineering support 10 Hours Included

***40 Hours Total Estimated Shop Labor @ \$125.00/Hour \$5,000.00***

**Field Labor:**

- Install pumping equipment and perform start-up.
- Assemble building.

***Field Labor Estimated Total \$22,890.00***

**Materials and Rentals:**

- Hydroflo 11MH stainless steel bowl assembly
- Shipping and handling

***Materials Estimated Total \$75,660.00***

**Estimated Taxes:**

- State and local sales tax on materials and rentals @7.25% \$5,485.35

***Estimated Project Total \$109,035.35***





*"Serving All Southern California and Central Coast!"*

Camrosa Water District

January 14, 2025

Page 2

GPC's Standard Terms and Conditions apply, and all invoices are due 30 days after submitted.

If you should have any questions or comments, please feel free to call.

Sincerely,

**GENERAL PUMP COMPANY, INC.**

*Jim Bruneio*

General Manager

Company: General Pump Company

Name:

Date: 11/27/2024



### Pump:

Size: 11MH (7 stage)  
 Type: Vertical  
 Synch Speed: 1800 rpm  
 Curve: 11MH  
 Specific Speeds:  
 Dimensions:  
 Vertical Turbine:  
 Speed: 1770 rpm  
 Dia: 7.98 in  
 Impeller: 11MH SS ENCL  
 Ns: 2130  
 Nss: ---  
 Suction: 8 in  
 Discharge: 8 in  
 Bowl Size: 11 in  
 Max Lateral: 0.75 in  
 Thrust K Factor: 7.8 lbf/ft

### Search Criteria:

Flow: 1000 US gpm Head: 410 ft

### Fluid:

Water  
 Density: 62.32 lb/ft<sup>3</sup>  
 Viscosity: 0.9946 cP  
 NPSHa: ---  
 Temperature: 68 °F  
 Vapor Pressure: 0.3391 psi a  
 Atm Pressure: 14.7 psi a

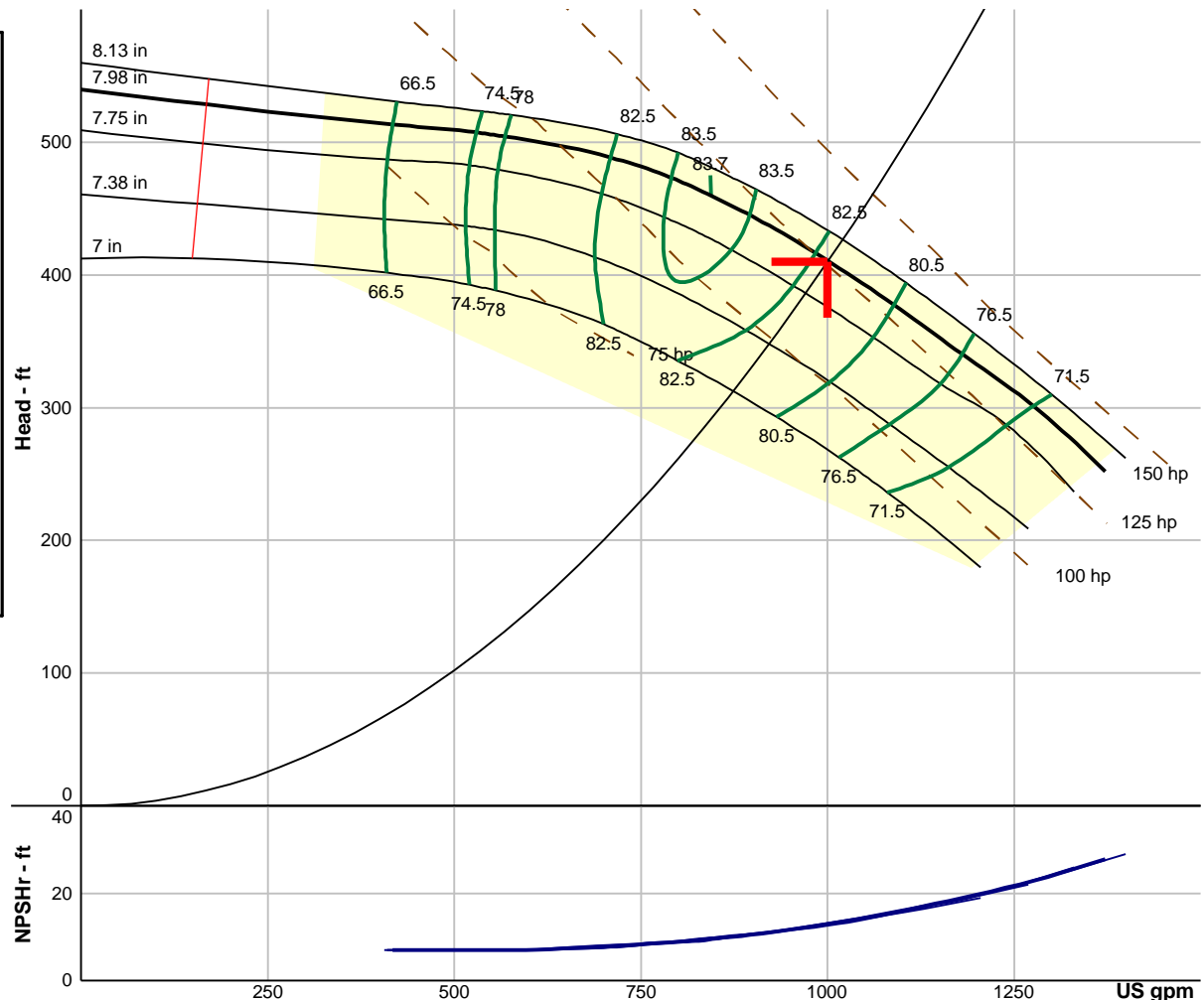
### Motor:

Standard: NEMA  
 Enclosure: WP1  
 Sizing Criteria: Max Power on Design Curve  
 Size: 150 hp  
 Speed: 1800 rpm  
 Frame: 444T

### Pump Limits:

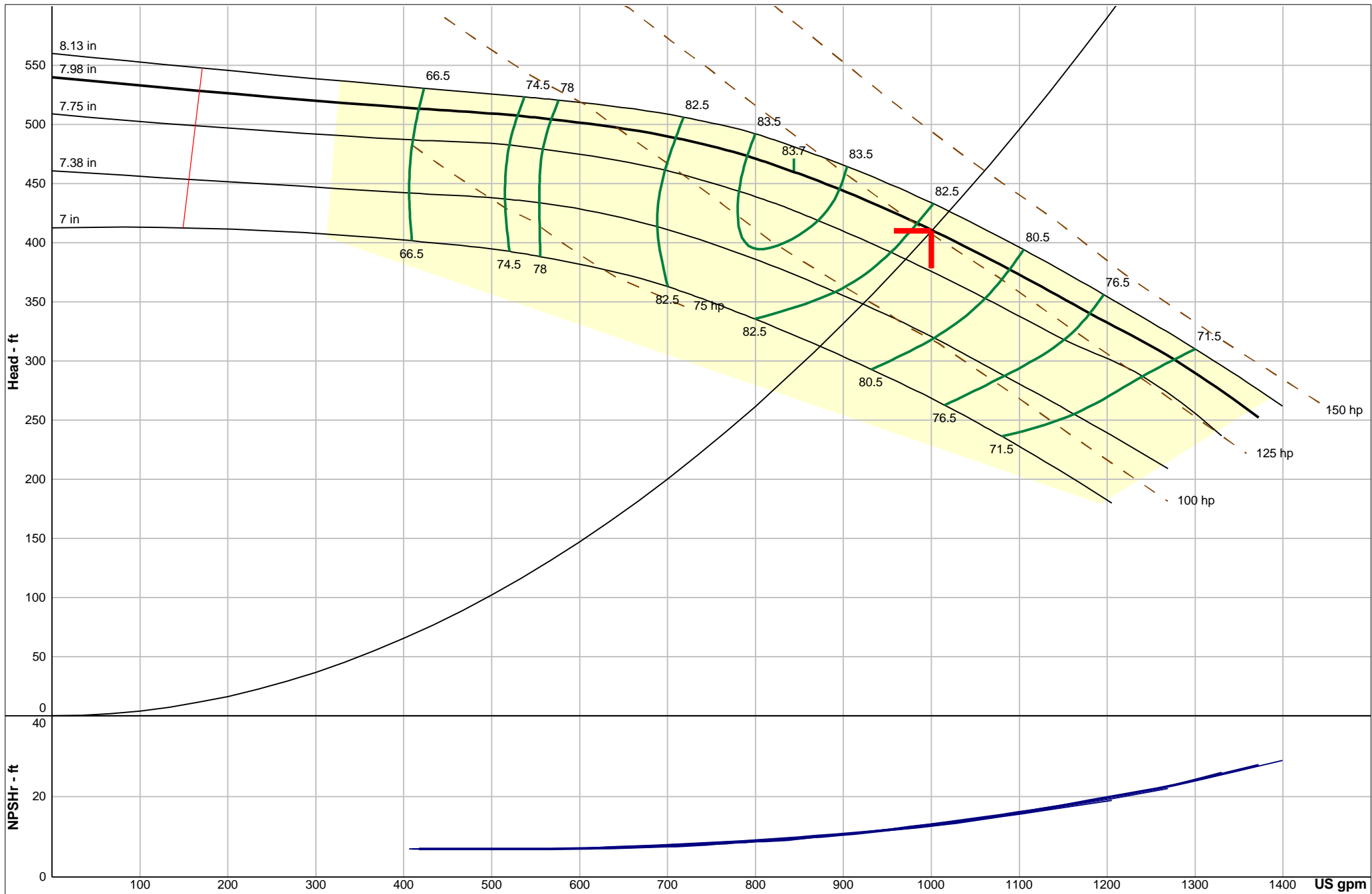
Temperature: 120 °F  
 Pressure: 400 psi g  
 Sphere Size: 0.68 in  
 Power: ---  
 Eye Area: ---

---- Duty Point ----	
Flow:	1001 US gpm
Head:	410 ft
Eff:	82.2%
Power:	126 hp
NPSHr:	13.1 ft
---- Design Curve ----	
Shutoff Head:	540 ft
Shutoff dP:	234 psi
Min Flow:	169 US gpm
BEP:	83.7% @ 844 US gpm
NOL Power:	136 hp @ 1276 US gpm
-- Max Curve --	
Max Power:	142 hp @ 1300 US gpm



### Performance Evaluation:

Flow US gpm	Speed rpm	Head ft	Efficiency %	Power hp	NPSHr ft
1200	1770	332	75.5	133	19.8
1000	1770	411	82.2	126	13.1
800	1770	471	83.5	114	8.99
600	1770	501	79	95.7	7.21
400	1770	515	65.3	79.8	7



Company: General Pump Company  
 Name:  
 11/27/2024

Hydroflo Pumps USA, Inc.  
 Catalog: Hydroflo VS Pumps.60, Vers 18.3  
 Vertical - 1800 rpm  
 Design Point: 1000 US gpm, 410 ft

Size: 11MH (7 stage)  
 Speed: 1770 rpm  
 Dia: 7.98 in  
 Curve: 11MH  
 Impeller: 11MH SS ENCL

**Hydroflo Pumps**  
*Fluid Solutions™*  
 A Taco Group Company

ItemNo.	Qty.	Description	Material Grade
1	1	Bowl Shaft	416 Stainless Steel
2	1	Bearing - Oil Tube	BRZ C932
3	1	Oil Tube Adapter	A-536 GR. 65-45-12
4	1	Threaded Connector - Discharge	316 Stainless Steel
7	8	Bolt - Threaded Connector	316 Stainless Steel
8	2	Lip Seal - Oil Lube	Nitrile-Carbon Steel
11	1	Bearing - Throttle	
12	1	Discharge Case	316 Stainless Steel
14	8	Bolt - Discharge Case	316 Stainless Steel
16	7	Bowl	316 Stainless Steel
18	7	Bearing - Bowl	FEP Fluoropolymer
19	7	Impeller Collet	316 Stainless Steel
20	7	Impeller	316 Stainless Steel
23	48	Bolt - Bowl	316 Stainless Steel
24	8	Bolt - Suction	316 Stainless Steel
25	1	Suction - Threaded	316 Stainless Steel
28	1	Bearing - Suction	FEP Fluoropolymer

ZOOM FOR DETAIL

NOT TO SCALE

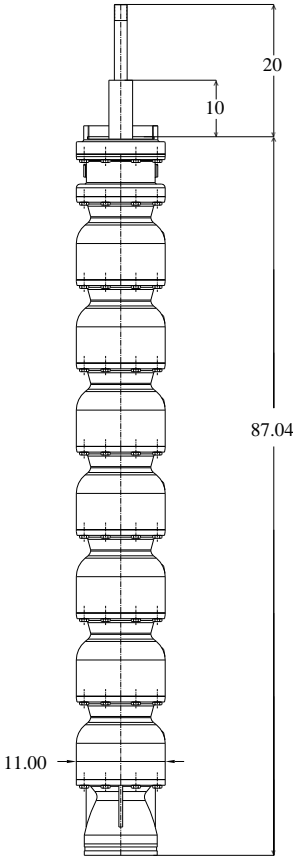
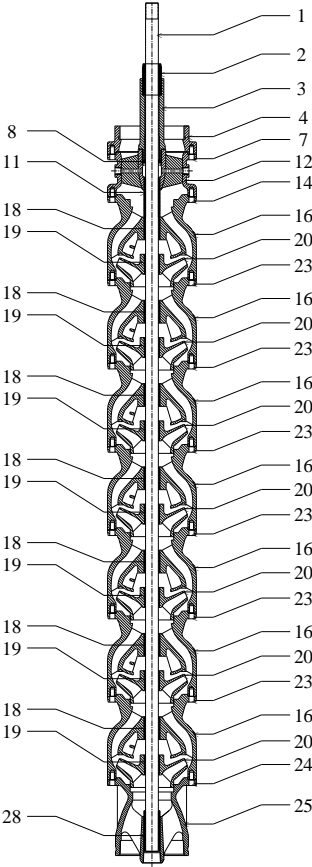
PROJECT SPECIFICATIONS

Date: 11/27/2024  
Job:  
Config #: C-57916-w  
GPM: 1000  
Head FT: 410  
Pump Model: 11MH - 7 Stage  
Imp. Type: 11MH SS ENCL  
Pump Materials: 316SS / 316SS  
Bowl Shaft Dia: 1.6875

DRIVER INFORMATION

Mfr:  
Enclosure: No Driver Wanted  
HP: 150  
RPM: 1800  
Phase/Volt:

Estimated Bowl Assy  
Weight: 830 Lbs.



NOT FOR CONSTRUCTION

**NOTICE**  
This drawing is the confidential property of Hydroflo Pumps USA, Inc., a Taco Group Company and is furnished for your Information only and must not be made public or copied and must be returned on demand. Manufacture of parts per this drawing is expressly forbidden except by written authorization from Hydroflo Pumps USA, Inc., a Taco Group Company. All rights of design and invention are reserved and patents pending.

REV	DATE	REVISION	CH
REFERENCE	HYDROFLO PUMPS INC. WORK ORDER NO.		
PUMP S.N.	NO. REQD:	Qty	
MATERIAL: NOTED			

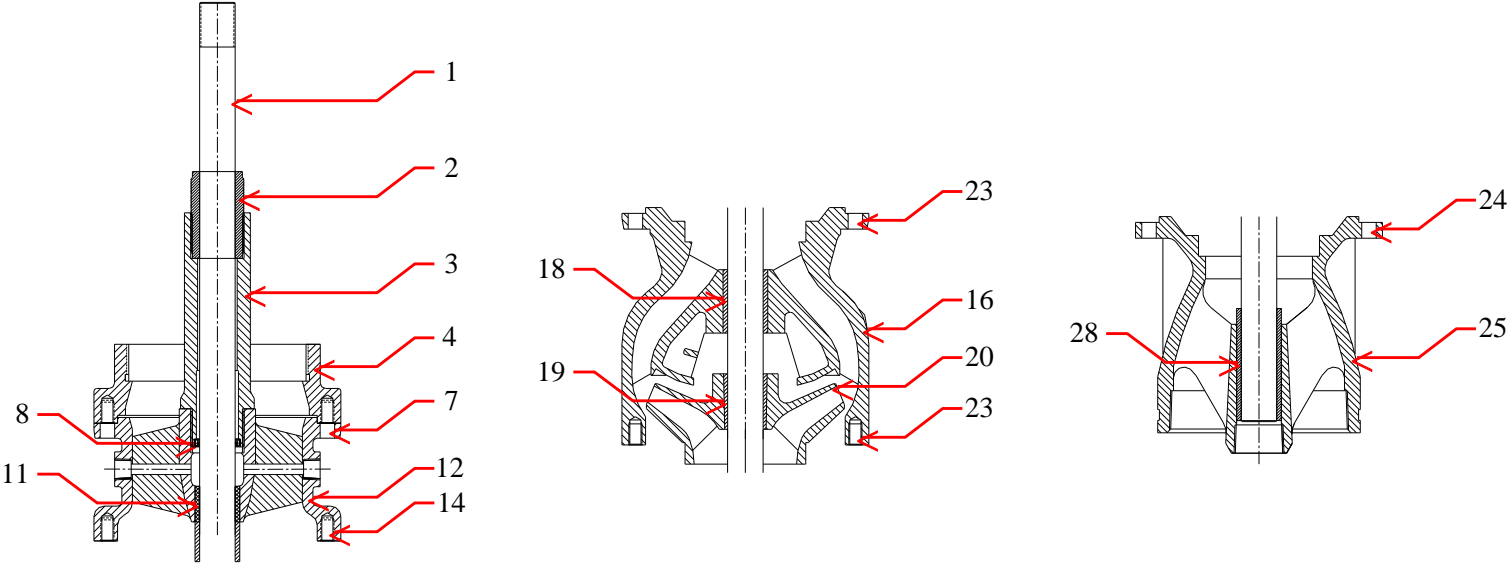


HYDROFLO PUMPS USA, INC.  
7118 LOBLOLLY PINE BLVD.  
FAIRVIEW, TN 37062  
PHONE: 615.799.9662  
FAX: 615.799.5654

General Pump Company  
11MH - 7 Stage Water Lube  
Vertical Turbine Pump System

CUSTOMER P.O. NO.		General Arrangement Design Specifications		
DR BY: Config	DATE: 11/27/2024	DWG. NO.	SHT.	REV.
CK BY:	DATE:			

ItemNo.	Qty.	Description	Material Grade
1	1	Bowl Shaft	416 Stainless Steel
2	1	Bearing - Oil Tube	BRZ C932
3	1	Oil Tube Adapter	A-536 GR. 65-45-12
4	1	Threaded Connector - Discharge	316 Stainless Steel
7	8	Bolt - Threaded Connector	316 Stainless Steel
8	2	Lip Seal - Oil Lube	Nitrile-Carbon Steel
11	1	Bearing - Throttle	
12	1	Discharge Case	316 Stainless Steel
14	8	Bolt - Discharge Case	316 Stainless Steel
16	7	Bowl	316 Stainless Steel
18	7	Bearing - Bowl	FEP Fluoropolymer
19	7	Impeller Collet	316 Stainless Steel
20	7	Impeller	316 Stainless Steel
23	48	Bolt - Bowl	316 Stainless Steel
24	8	Bolt - Suction	316 Stainless Steel
25	1	Suction - Threaded	316 Stainless Steel
28	1	Bearing - Suction	FEP Fluoropolymer



Pump Model: 11MH - 7 Stage

NOT FOR CONSTRUCTION

Config #: C-57916-w

**NOTICE**

This drawing is the confidential property of Hydroflo Pumps USA, Inc., a Taco Group Company and is furnished for your Information only and must not be made public or copied and must be returned on demand. Manufacture of parts per this drawing is expressly forbidden except by written authorization from Hydroflo Pumps USA, Inc., a Taco Group Company. All rights of design and invention are reserved and patents pending.

REV	DATE	REVISION	CH
REFERENCE		HYDROFLO PUMPS INC. WORK ORDER NO.	
PUMP S.N.		NO. REQD:	Qty
MATERIAL: NOTED			



HYDROFLO PUMPS USA, INC.  
7118 LOBLOLLY PINE BLVD.  
FAIRVIEW, TN 37062  
PHONE: 615.799.9662  
FAX: 615.799.5654

General Pump Company  
11MH - 7 Stage Water Lube  
Vertical Turbine Pump System

General Arrangement Design Specifications			
CUSTOMER P.O. NO.	DR BY: Config	DATE: 11/27/2024	DWG. NO.
	CK BY:	DATE:	SHT.
			REV.

## Board Memorandum

January 23, 2025

**To:** Board of Directors

**From:** Kevin Wahl, Director of Operations

**Subject:** Fleet Vehicles Lease

---

**Objective:** Enter into a 60-month fleet lease agreement.

**Action Required:** Authorize the General Manager to enter into a 60-month fleet lease agreement with Enterprise Fleet for six new F-250 Super Duty trucks with a total lease cost of \$7,129.14 per month.

**Discussion:** Camrosa operates a fleet of 23 vehicles, 16 of which are currently leased through Enterprise Fleet. The new leased vehicles will consist of end-of-term replacements for six F-250s. These vehicles are assigned to our Control Systems Supervisor, Instrumentation Technician, Wastewater Operator, Distribution Operator (Customer Service & Meters), and two Treatment Operators.

Camrosa began leasing fleet vehicles in 1997. Leasing vehicles for a 60-month term allows the District to maintain a safe and reliable fleet while minimizing maintenance and repair costs.

The proposed 60-month lease agreement for the six new F-250 Super Duty trucks is \$7,129.14 per month. All vehicles will come with the necessary safety and utility equipment pre-installed. This includes a utility toolbox with ladder rack, LED work lights, traffic control light bar, and front, side, and rear strobe lights.

Our current lease term ends Nov-Dec 2025. The factory window is open now to order vehicles, and with the current delivery times, they should arrive Nov-Dec 2025.

This is a monthly expensed line item in the Fiscal Year budget that will begin in FY25-26 when the new leased vehicles replace the current F-250s.



Prepared For: Camrosa Water District  
Smith, Josh

Date 12/19/2024  
AE/AM PS/SRG

Unit #

Year 2025 Make Ford Model F-250

Series XL 4x4 SD Super Cab 8 ft. box 164 in. WB SRW

Vehicle Order Type Ordered Term 60 State CA Customer# 123859

\$ 0.00 \* Capitalized Price Reduction  
\$ 0.00 Gain Applied From Prior Unit  
\$ 0.00 \* Sales Tax  
\$ 963.55 \* Initial License Fee  
\$ 0.00 Registration Fee  
\$ 765.00 \* Other: (See Page 2)  
\$ 0.00 \* Security Deposit  
\$82.65 \* Taxes

**\$ 1,107.87** Monthly Lease Charge (Based on Interest Rate- Subject to a Floor)<sup>1</sup>

Additional Fleet Management

Master Policy Enrollment Fees

\$ 0.00 Commercial Automobile Liability Enrollment (Estimate Only)  
Liability Limit \$0.00

\$ 0.00 Physical Damage Management

\$ 0.00 Full Maintenance Program <sup>2</sup> Contract Miles 0  
Incl: # Brake Sets (1 set = 1 Axle) 0

**\$ 0.00** Additional Services SubTotal

\$ 0.00 Monthly Property Tax & License Fees

\$ 80.32 Tax 7.2500%

State CA

**\$ 1,188.19** Total Monthly Rental Including Additional Services

\$ 450.00 Service Charge Due at Lease Termination

All language and acknowledgments contained in the signed quote apply to all vehicles that are ordered under this signed quote.

Order Information

Driver Name Driver, Pool  
Exterior Color (0 P) Oxford White  
Interior Color (0 I) Medium Dark Slate w/HD Vinyl 40/20/40 S  
Lic. Plate Type Commercial  
GVWR 0

Comp/Coll Deductible 0 / 0

OverMileage Charge \$ 0.00 Per Mile

# Tires 0

Loaner Vehicle Not Included

Monthly Rental Includes 1,666 Miles Per Month

Miles in Excess Of 100,000 Will Be Charged At \$ 0.1400 Per Mile

(Quote is Subject to Customer's Credit Approval)

Notes

Enterprise FM Trust will be the owner of the vehicle covered by this Quote. Enterprise FM Trust (not Enterprise Fleet Management) will be the Lessor of such vehicle under the Master Closed - End (Walkaway) Lease Agreement and shall have all rights and obligations of the Lessor under the Master Closed - End (Walkaway) Lease Agreement with respect to such vehicle. Lessee must maintain insurance coverage on the vehicle as set forth in Section 11 of the Master Closed-End (Walkaway) Lease Agreement until the vehicle is sold.

ALL TAX AND LICENSE FEES TO BE BILLED TO LESSEE AS THEY OCCUR.

Lessee hereby authorizes this vehicle order, and agrees to lease the vehicle on the terms set forth herein and in the Master Walkaway Lease Agreement and agrees that Lessor shall have the right to collect damages. In the event Lessee fails or refuses to accept delivery of the ordered vehicle, Lessee agrees that Lessor shall have the right to collect damages, including, but not limited to, a \$500 disposal fee, interest incurred, and loss of value.

LESSEE Camrosa Water District

BY

TITLE

DATE

\* INDICATES ITEMS TO BE BILLED ON DELIVERY.

Capitalized price of vehicle may be adjusted to reflect final manufacturer's invoice, plus a pre delivery interest charge. Lessee hereby assigns to Lessor any manufacturer rebates and/or manufacturer incentives intended for the Lessee, which rebates and/or incentives have been used by Lessor to reduce the capitalized price of the vehicle.

<sup>1</sup>Monthly lease charge will be adjusted to reflect the interest rate on the delivery date (subject to a floor).

<sup>2</sup>The inclusion herein of references to maintenance fees/services are solely for the administrative convenience of Lessee. Notwithstanding the inclusion of such references in this [Invoice/Schedule/Quote], all such maintenance services are to be performed by Enterprise Fleet Management, Inc., and all such maintenance fees are payable by Lessee solely for the account of Enterprise Fleet Management, Inc., pursuant to that certain separate [Maintenance Agreement] entered into by and between Lessee and Enterprise Fleet Management, Inc.; provided that such maintenance fees are being billed by Enterprise FM Trust, and are payable at the direction of Enterprise FM Trust, solely as an authorized agent for collection on behalf of Enterprise Fleet Management, Inc.



**Aftermarket Equipment Total**

Description	(B)illed or (C)apped	Price
Service/Utility - Royal Quote 0494864 (AME Quote: 0494864)	C	\$ 12,910.00
Strobe Lights - Emergency Vehicle Specialties Quote 4291 (AME Quote: 4291)	C	\$ 5,118.00
Material/Pipe Rack - Royal Quote 0494864 (AME Quote: 0494864)	C	\$ 0.00
Spray In Bedliner - Royal Quote 0494864 (AME Quote: 0494864)	C	\$ 0.00
Receiver Hitch - Royal Quote 0494864 (AME Quote: 0494864)	C	\$ 0.00
<b>Total Aftermarket Equipment Billed</b>		\$ 0.00
<b>Total Aftermarket Equipment Capitalized</b>		\$ 18,028.00
<b>Aftermarket Equipment Total</b>		\$ 18,028.00

**Other Totals**

Description	(B)illed or (C)apped	Price
Initial Administration Fee	B	\$ 140.00
Pricing Plan Delivery Charge	B	\$ 125.00
Courtesy Delivery Fee	B	\$ 500.00
<b>Total Other Charges Billed</b>		\$ 765.00
<b>Total Other Charges Capitalized</b>		\$ 0.00
<b>Other Charges Total</b>		\$ 765.00

**VEHICLE INFORMATION:**

2025 Ford F-250 XL 4x4 SD Super Cab 8 ft. box 164 in. WB SRW - US

Series ID: X2B

**Pricing Summary:**

	INVOICE	MSRP
Base Vehicle	\$48,104	\$50,635.00
Total Options	\$1,531.00	\$1,680.00
Destination Charge	\$1,995.00	\$1,995.00
<b>Total Price</b>	<b>\$51,630.00</b>	<b>\$54,310.00</b>

**SELECTED COLOR:**

Exterior: Z1-(0 P) Oxford White

Interior: AS-(0 I) Medium Dark Slate w/HD Vinyl 40/20/40 Split Bench Seat

**SELECTED OPTIONS:**

CODE	DESCRIPTION	INVOICE	MSRP
153	Front License Plate Bracket	NC	NC
164WB	164" Wheelbase	STD	STD
18B	Platform Running Boards	\$405.00	\$445.00
425	50-State Emissions System	STD	STD
435	Power-Sliding Rear-Window w/Defrost	\$368.00	\$405.00
43C	120V/400W Outlet	\$160.00	\$175.00
44F	Transmission: TorqShift-G 10-Speed Automatic	Included	Included
512	Spare Tire, Wheel, Carrier & Jack	\$269.00	\$295.00
52B	Trailer Brake Controller	\$273.00	\$300.00
600A	Order Code 600A	NC	NC
61L	Front Wheel Well Liners (Pre-Installed)	\$164.00	\$180.00
64A	Wheels: 17" Argent Painted Steel	Included	Included
66D	Pickup Box Delete	\$-569.00	\$-625.00
66DRBD	Rear Bumper Delete	Included	Included
66DSPR	Spare Tire, Wheel, Jack & Tire Carrier Delete	Included	Included
66S	Upfitter Switches (6)	\$150.00	\$165.00
67E	250 Amp Alternator (Gas)	\$78.00	\$85.00
924	Privacy Glass	\$28.00	\$30.00
96V	XL Chrome Package	\$205.00	\$225.00
96VFBP	Chrome Front Bumper	Included	Included
96VFOG	Halogen Fog Lamps	Included	Included
96VHUB	Bright Chrome Hub Covers & Center Ornaments	Included	Included
96VRBP	Chrome Rear Step Bumper	Included	Included
99A	Engine: 6.8L 2V DEVCT NA PFI V8 Gas	Included	Included
A	HD Vinyl 40/20/40 Split Bench Seat	Included	Included
AS_03	(0 I) Medium Dark Slate w/HD Vinyl 40/20/40 Split Bench Seat	NC	NC
NONGV	GVWR: 9,900 lbs	Included	Included
PAINT	Monotone Paint Application	STD	STD
STDRD	Radio: AM/FM Stereo w/MP3 Player	Included	Included
SYNC4	SYNC 4	Included	Included
TD8	Tires: LT245/75Rx17E BSW A/S	Included	Included
WARRANT	Fleet Customer Powertrain Limited Warranty	NC	NC



CODE	DESCRIPTION	INVOICE	MSRP
X37	3.73 Axle Ratio	Included	Included
Z1_01	(0 P) Oxford White	NC	NC

## **CONFIGURED FEATURES:**

### Body Exterior Features:

Number Of Doors: 4  
Rear Driver Door: reverse opening rear passenger doors  
Driver And Passenger Mirror: power remote heated manual folding side-view door mirrors with turn signal indicator  
Convex Driver Mirror: convex driver and passenger mirror  
Mirror Type: manual extendable trailer mirrors  
Running Boards: running boards  
Door Handles: black  
Front And Rear Bumpers: chrome front and rear bumpers with body-coloured rub strip  
Front Tow Hooks: 2 front tow hooks  
Front License Plate Bracket: front license plate bracket  
Body Material: aluminum body material  
: class V trailering with hitch, brake controller  
Grille: black grille  
Upfitter Switches: upfitter switches

### Convenience Features:

Air Conditioning: manual air conditioning  
Air Filter: air filter  
Cruise Control: cruise control with steering wheel controls  
Power Windows: power windows with driver and passenger 1-touch down  
Remote Keyless Entry: keyfob (front doors) remote keyless entry  
Illuminated Entry: illuminated entry  
Integrated Key Remote: integrated key/remote  
Auto Locking: auto-locking doors  
Remote Engine Start: remote start - smart device only (subscription required)  
Steering Wheel: steering wheel with manual tilting, manual telescoping  
Day-Night Rearview Mirror: day-night rearview mirror  
Emergency SOS: SYNC 4 911 Assist emergency communication system  
Front Cupholder: front and rear cupholders  
Overhead Console: full overhead console with storage  
Glove Box: illuminated locking glove box  
Dashboard Storage: dashboard storage  
IP Storage: covered bin instrument-panel storage  
Retained Accessory Power: retained accessory power  
Power Accessory Outlet: 2 12V DC power outlets  
AC Power Outlet: 1 120V AC power outlet

### Entertainment Features:

radio: AM/FM stereo with seek-scan  
Voice Activated Radio: voice activated radio  
Speed Sensitive Volume: speed-sensitive volume  
Steering Wheel Radio Controls: steering-wheel mounted audio controls  
Speakers: 6 speakers  
Internet Access: FordPass Connect 5G internet access  
1st Row LCD: 2 1st row LCD monitor  
Wireless Connectivity: wireless phone connectivity  
Antenna: fixed antenna

### Lighting, Visibility and Instrumentation Features:

Headlamp Type: delay-off reflector halogen headlamps  
Front Fog Lights: front fog lights  
Cab Clearance Lights: cargo bed light  
Front Wipers: variable intermittent wipers  
Rear Window Defroster: rear window defroster  
Rear Window: power rear windshield  
Tinted Windows: deep-tinted windows  
Dome Light: dome light with fade

Front Reading Lights: front reading lights  
Variable IP Lighting: variable instrument panel lighting  
Display Type: digital/analog appearance  
Tachometer: tachometer  
Compass: compass  
Exterior Temp: outside-temperature display  
Low Tire Pressure Warning: tire specific low-tire-pressure warning  
Trip Computer: trip computer  
Trip Odometer: trip odometer  
Oil Pressure Gauge: oil pressure gauge  
Water Temp Gauge: water temp. gauge  
Transmission Oil Temp Gauge: transmission oil temp. gauge  
Engine Hour Meter: engine hour meter  
Clock: in-radio display clock  
Systems Monitor: driver information centre  
Oil Pressure Warning: oil-pressure warning  
Water Temp Warning: water-temp. warning  
Battery Warning: battery warning  
Lights On Warning: lights-on warning  
Key in Ignition Warning: key-in-ignition warning  
Low Fuel Warning: low-fuel warning  
Door Ajar Warning: door-ajar warning  
Brake Fluid Warning: brake-fluid warning

#### Safety And Security:

ABS four-wheel ABS brakes  
Number of ABS Channels: 4 ABS channels  
Brake Assistance: brake assist  
Brake Type: four-wheel disc brakes  
Vented Disc Brakes: front and rear ventilated disc brakes  
Daytime Running Lights: daytime running lights  
Spare Tire Type: full-size spare tire  
Spare Tire Mount: underbody mounted spare tire w/crankdown  
Driver Front Impact Airbag: driver and passenger front-impact airbags  
Driver Side Airbag: seat-mounted driver and passenger side-impact airbags  
Overhead Airbag: Safety Canopy System curtain 1st and 2nd row overhead airbag  
Height Adjustable Seatbelts: height adjustable front seatbelts  
3Point Rear Centre Seatbelt: 3 point rear centre seatbelt  
Side Impact Bars: side-impact bars  
Perimeter Under Vehicle Lights: remote activated perimeter/approach lights  
Ignition Disable: SecuriLock immobilizer  
Security System: security system Ford Security Package (1-year included with activation)  
Panic Alarm: panic alarm  
Electronic Stability: AdvanceTrac w/Roll Stability Control electronic stability stability control with anti-rollover  
Traction Control: ABS and driveline traction control  
Front and Rear Headrests: manual adjustable front head restraints  
Rear Headrest Control: 3 rear head restraints

#### Seats And Trim:

Seating Capacity max. seating capacity of 6  
Front Bucket Seats: front split-bench 40-20-40 seats  
Number of Driver Seat Adjustments: 4-way driver and passenger seat adjustments  
Reclining Driver Seat: manual reclining driver and passenger seats  
Driver Lumbar: manual driver and passenger lumbar support  
Driver Fore/Aft: manual driver and passenger fore/aft adjustment  
Front Centre Armrest Storage: front centre armrest with storage  
Rear Seat Type: rear 60-40 split-bench seat  
Rear Folding Position: rear seat fold-up cushion  
Leather Upholstery: vinyl front and rear seat upholstery

Headliner Material: full cloth headliner

Floor Covering: full vinyl/rubber floor covering

Shift Knob Trim: urethane shift knob

Interior Accents: chrome interior accents

Standard Engine:

Engine 405-hp, 6.8-liter V-8 (regular gas)

Standard Transmission:

Transmission 10-speed automatic w/ OD and PowerShift automatic

## Board Memorandum

January 23, 2025

**To:** Board of Directors

**From:** Norman Huff, General Manager

**Subject:** Non-Potable and Recycled Water Resources Allocation Policy

---

**Objective:** Discuss maximizing the beneficial use of the District's non-potable and recycled water resources.

**Action Required:** For discussion only; no action is necessary.

**Discussion:** The District's Strategic Plan outlines 5 Strategic Vision Goals. Goal #1 is Water Supply Independence. Potential strategies within this goal, related to maximizing the beneficial use of the District's non-potable and recycled water resources, are:

- a. Maximize beneficial use of Camrosa's wastewater.
- b. Preserve existing non-potable water resources to increase the reliability of the District's potable water supply.
- c. Offset potable water demands by extending the non-potable distribution system into areas where it is not currently available and maximize the beneficial use of available non-potable supplies through groundwater recharge and treatment.

Currently available non-potable and recycled water resources include:

- Non-potable surface water from the Conejo Creek Project (CCP)  $\approx$  8,000 AFY
- Non-potable groundwater from Camrosa's Santa Rosa NP Wells  $\approx$  600 AFY
- Recycled water from the Camrosa Water Reclamation Facility (CWRF)  $\approx$  1,350 AFY
- Recycled water from the Camarillo Sanitation District (CamSan)  $\approx$  1,350 AFY

Potentially available non-potable and/or recycled water resources could include:

- Recycled water from Simi Valley's Water Quality Control Plant (SWQCP)  $\approx$  11,200 AFY

Opportunities to maximize the beneficial use of the District's non-potable and recycled water resources can be implemented through a phased approach.

### Phase 1 – NP System Conversion to Recycled

Elements:

- a. Convert the current Camrosa NP water distribution system to a Recycled water distribution system.
- b. Serve CWRF and CamSan Recycled water to current Camrosa NP customers rather than to PVCWD.  $\approx$  2,700 AFY



- c. Serve the NP CCP water currently being served to Camrosa NP customers to PVCWD to accrue PVB extraction credits. ≈ 2,400 AFY

#### Phase 2 – NP Well Conversion to Potable

##### Elements:

- a. Convert the current Camrosa NP wells to Potable and treat the water through the Conejo RO facilities or take the current Camrosa NP wells offline and use the current Conejo potable wells to pump this available SR basin supply. ≈ 500 AFY
- b. Should the Camrosa NP demand remain constant, this demand would have to be met with either increased recycled supplies or with CCP non-potable supplies (which would reduce the accrual of PVB extraction credits).

#### Phase 3 – Recycled System Expansion, Upland Rd.

##### Elements:

- a. Expand the Recycled water distribution system to serve the (dual-plumbed communities of The Grove, Calarosa, and Pinnacles) reducing the demand on the potable system. ≈ 220 AFY
- b. Colocation of the expansion pipeline with the Calleguas SMP alignment could provide significant CIP cost savings.
- c. Other potential expansions in this area include several park sites.

#### Phase 4 – Recycled System Expansion, Andalusia Rd. & Vista Aroyo

##### Elements:

- a. Expand the Recycled water distribution system to serve additional customers in the Santa Rosa Valley reducing the demand on the potable system. ≈ 460 AFY

#### Phase 5 – Simi Recycled Water

##### Elements:

- a. Contract with and connect to Simi Water Quality Control Plant (WQCP) for recycled water delivery.
- b. Connect Simi to the Camrosa recycled system on Santa Rosa Rd. (potential alignment route through Tierra Rejada Rd, Sunset Valley Rd., and Read Rd. ≈ 7.3 miles)
- c. Serve Simi recycled water to ag users in the Eastern Santa Rosa Valley, Tierra Rejada Valley, and Moorpark along the new alignment route. Deliveries of recycled water to new customers could reduce basin pumping and allow for more potable extractions by Camrosa in these basins.
- d. Fill the remaining demand of Camrosa recycled water customers, allowing 100% of the CCP resources to be served to PVCWD, maximizing the accrual of PVB extraction credits.

#### Phase 6 – Basin Recharge

##### Elements:

- a. Use surplus Simi, CWRP, and CamSan recycled water for TRB and/or SRB recharge with Camrosa TRB and/or SRB spreading basins, conveyed through the Camrosa recycled water distribution system.
- b. Could increase Conejo Wellfield capacity with Conejo GAC/RO treatment, and CMWD wheeling back to Simi/TO.
- c. An expanded Camrosa recycled water distribution system could convey Simi recycled water to the PVB and OxB via deliveries to PVCWD.

The following material is provided to members of the Board for information only and is not formally a part of the published agenda.

- A. Change Order Listing
- B. Vendor Purchase History Report
- C. Quarterly Investments Report
- D. 2025 Board Calendar





Camrosa Water District, CA

## Vendor Purchase From History Report

For Date Range: 10/01/2024 - 12/31/2024

### Vendor Purchase From History Report

For Date Range: 10/01/2024 - 12/31/2024

#### Purchase From Vendor

Pay To Vendor	Payable Number	Post Date	Item	Amount	Shipping	Tax	Discount	Net	Payment
<b>12001 - 120WATER AUDIT, INC.</b>									
<b>Paid To Same Vendor</b>									
12001 - 120WATER AUDIT, INC.	6483	10/29/2024	120Water 12mo Software Sub	8980	0	0	0	8980	8980
<b>Total Paid To Same Vendor:</b>				<b>8980</b>	<b>0</b>	<b>0</b>	<b>0</b>	<b>8980</b>	<b>8980</b>
<b>Total 12001 - 120WATER AUDIT, INC.:</b>				<b>8980</b>	<b>0</b>	<b>0</b>	<b>0</b>	<b>8980</b>	<b>8980</b>
<b>ACL01 - ACLARA TECHNOLOGIES</b>									
<b>Paid To Same Vendor</b>									
ACL01 - ACLARA TECHNOLOGIES	443968426	12/04/2024	MTU RMA	1013.51	0	0	0	1013.51	1013.51
ACL01 - ACLARA TECHNOLOGIES	444035303	12/04/2024	MTU RMA	1718.15	0	0	0	1718.15	1718.15
ACL01 - ACLARA TECHNOLOGIES	444035304	12/04/2024	MTU RMA	115.83	0	0	0	115.83	115.83
<b>Total Paid To Same Vendor:</b>				<b>2847.49</b>	<b>0</b>	<b>0</b>	<b>0</b>	<b>2847.49</b>	<b>2847.49</b>
<b>Total ACL01 - ACLARA TECHNOLOGIES:</b>				<b>2847.49</b>	<b>0</b>	<b>0</b>	<b>0</b>	<b>2847.49</b>	<b>2847.49</b>
<b>ACW01 - ACWA</b>									
<b>Paid To Same Vendor</b>									
ACW01 - ACWA	2025-GSA Membership	10/15/2024	GSA ACWA Membership	4060	0	0	0	4060	4060
ACW01 - ACWA	2025-Membership	10/15/2024	ACWA Membership	27150	0	0	0	27150	27150
<b>Total Paid To Same Vendor:</b>				<b>31210</b>	<b>0</b>	<b>0</b>	<b>0</b>	<b>31210</b>	<b>31210</b>
<b>Total ACW01 - ACWA:</b>				<b>31210</b>	<b>0</b>	<b>0</b>	<b>0</b>	<b>31210</b>	<b>31210</b>
<b>ACW02 - ACWA JOINT POWERS INS</b>									
<b>Paid To Same Vendor</b>									
ACW02 - ACWA JOINT POWERS	1st QTR	10/01/2024	Worker's Comp Premium 070	11026.99	0	0	0	11026.99	11026.99
ACW02 - ACWA JOINT POWERS	437	11/13/2024	Liability Insurance 2024-2025	104273.46	0	0	0	104273.46	104273.46
ACW02 - ACWA JOINT POWERS	685-GSA- Liability	11/13/2024	GSA Liability Insurance 2024-2025	1125	0	0	0	1125	1125
<b>Total Paid To Same Vendor:</b>				<b>116425.45</b>	<b>0</b>	<b>0</b>	<b>0</b>	<b>116425.45</b>	<b>116425.45</b>
<b>Total ACW02 - ACWA JOINT POWERS INS:</b>				<b>116425.45</b>	<b>0</b>	<b>0</b>	<b>0</b>	<b>116425.45</b>	<b>116425.45</b>
<b>ADV01 - ADVANCE UTILITY SYSTEMS</b>									
<b>Paid To Same Vendor</b>									
ADV01 - ADVANCE UTILITY SYST	ADVXT0000482	11/08/2024	CIS upgrade	67200	0	0	0	67200	67200
ADV01 - ADVANCE UTILITY SYST	ADVMM0000521	11/25/2024	CIS Maintenance	55296.48	0	0	0	55296.48	55296.48
<b>Total Paid To Same Vendor:</b>				<b>122496.48</b>	<b>0</b>	<b>0</b>	<b>0</b>	<b>122496.48</b>	<b>122496.48</b>
<b>Total ADV01 - ADVANCE UTILITY SYSTEMS:</b>				<b>122496.48</b>	<b>0</b>	<b>0</b>	<b>0</b>	<b>122496.48</b>	<b>122496.48</b>

**AGR00 - AG RX INC.****Paid To Same Vendor**

AGR00 - AG RX INC.	103679	10/29/2024	Weed Abatement	2653.67	0	0	0	2653.67	2653.67
AGR00 - AG RX INC.	103680	10/29/2024	Weed Abatement	2953.59	0	0	0	2953.59	2953.59
AGR00 - AG RX INC.	103718	10/29/2024	Weed Abatement	2177.03	0	0	0	2177.03	2177.03
AGR00 - AG RX INC.	103719	10/29/2024	Weed Abatement	2177.03	0	0	0	2177.03	2177.03
<b>Total Paid To Same Vendor:</b>				<b>9961.32</b>	<b>0</b>	<b>0</b>	<b>0</b>	<b>9961.32</b>	<b>9961.32</b>
<b>Total AGR00 - AG RX INC.:</b>				<b>9961.32</b>	<b>0</b>	<b>0</b>	<b>0</b>	<b>9961.32</b>	<b>9961.32</b>

**AIR05 - AIRGAS USA, LLC.****Paid To Same Vendor**

AIR05 - AIRGAS USA, LLC.	5511438562	10/15/2024	Materials & Supplies - CO2 Ta	34.1	0	0	0	34.1	34.1
AIR05 - AIRGAS USA, LLC.	9154274420	10/15/2024	Materials & Supplies - CO2 for	50	0	0	0	50	50
AIR05 - AIRGAS USA, LLC.	5512145720	11/12/2024	CO2 Tank Rental	34.9	0	0	0	34.9	34.9
AIR05 - AIRGAS USA, LLC.	5512146336	11/12/2024	CO2 Tank Rental	136.38	0	0	0	136.38	136.38
AIR05 - AIRGAS USA, LLC.	9155295455	11/12/2024	CO2 Tank Rental	50	0	0	0	50	50
AIR05 - AIRGAS USA, LLC.	9155686109	11/26/2024	Materials & Supplies - CO2 Ta	60.96	0	0	0	60.96	60.96
AIR05 - AIRGAS USA, LLC.	9155945771	11/26/2024	Materials & Supplies - CO2 Ta	123.26	0	0	0	123.26	123.26
AIR05 - AIRGAS USA, LLC.	5512845074	12/03/2024	Materials & Supplies - CO2 Ta	136.38	0	0	0	136.38	136.38
AIR05 - AIRGAS USA, LLC.	5512845502	12/03/2024	Materials & Supplies - CO2 Ta	34.1	0	0	0	34.1	34.1
AIR05 - AIRGAS USA, LLC.	9156104265	12/03/2024	Materials & Supplies - CO2 Ta	50	0	0	0	50	50
AIR05 - AIRGAS USA, LLC.	9156358907	12/17/2024	CO2 Tank Rental	62.1	0	0	0	62.1	62.1
AIR05 - AIRGAS USA, LLC.	9156744007	12/30/2024	CO2 Tank Trasnportation Rac	225.04	0	0	0	225.04	225.04
<b>Total Paid To Same Vendor:</b>				<b>997.22</b>	<b>0</b>	<b>0</b>	<b>0</b>	<b>997.22</b>	<b>997.22</b>
<b>Total AIR05 - AIRGAS USA, LLC.:</b>				<b>997.22</b>	<b>0</b>	<b>0</b>	<b>0</b>	<b>997.22</b>	<b>997.22</b>

**ALE03 - ALESHIRE & WYNDER LLP****Paid To Same Vendor**

ALE03 - ALESHIRE & WYNDER LL	89699	10/01/2024	Legal Services	6568.18	0	0	0	6568.18	6568.18
ALE03 - ALESHIRE & WYNDER LL	89700	10/02/2024	Legal Services-Calpers Contrac	1190	0	0	0	1190	1190
ALE03 - ALESHIRE & WYNDER LL	89820	10/02/2024	Legal Services	612	0	0	0	612	612
ALE03 - ALESHIRE & WYNDER LL	90428	10/29/2024	Legal Services	2434	0	0	0	2434	2434
ALE03 - ALESHIRE & WYNDER LL	90430	10/29/2024	Legal Services	2363	0	0	0	2363	2363
ALE03 - ALESHIRE & WYNDER LL	90589	10/29/2024	GSA Legal Services	1785	0	0	0	1785	1785
ALE03 - ALESHIRE & WYNDER LL	90590	10/29/2024	OPV GMA Legal Services	8460	0	0	0	8460	8460
ALE03 - ALESHIRE & WYNDER LL	90429	10/30/2024	General Legal Svcs & OPV and	13378.5	0	0	0	13378.5	13378.5
ALE03 - ALESHIRE & WYNDER LL	91188	11/25/2024	Legal Services	774	0	0	0	774	774
ALE03 - ALESHIRE & WYNDER LL	91189	11/25/2024	Legal Services	2516.5	0	0	0	2516.5	2516.5
ALE03 - ALESHIRE & WYNDER LL	91190	11/25/2024	GSA Legal Services	70	0	0	0	70	70
ALE03 - ALESHIRE & WYNDER LL	91191	11/25/2024	Legal Services	4734.64	0	0	0	4734.64	4734.64
ALE03 - ALESHIRE & WYNDER LL	91389	11/25/2024	OPV Legal Services	13225.51	0	0	0	13225.51	13225.51
ALE03 - ALESHIRE & WYNDER LL	91949	12/10/2024	Legal Services	1044	0	0	0	1044	1044
ALE03 - ALESHIRE & WYNDER LL	91951	12/12/2024	Legal Services	910	0	0	0	910	910
ALE03 - ALESHIRE & WYNDER LL	92071	12/12/2024	OPV Legal Services	6274.8	0	0	0	6274.8	6274.8
<b>Total Paid To Same Vendor:</b>				<b>66340.13</b>	<b>0</b>	<b>0</b>	<b>0</b>	<b>66340.13</b>	<b>66340.13</b>
<b>Total ALE03 - ALESHIRE &amp; WYNDER LLP:</b>				<b>66340.13</b>	<b>0</b>	<b>0</b>	<b>0</b>	<b>66340.13</b>	<b>66340.13</b>

**ALE04 - ALERT 360 OPCO, INC.****Paid To Same Vendor**

ALE04 - ALERT 360 OPCO, INC.	15197272	10/02/2024	Security Systems Monitoring	414.96	0	0	0	414.96	414.96
ALE04 - ALERT 360 OPCO, INC.	15296009	10/29/2024	Security System Monitoring	276.64	0	0	0	276.64	276.64
<b>Total Paid To Same Vendor:</b>				<b>691.6</b>	<b>0</b>	<b>0</b>	<b>0</b>	<b>691.6</b>	<b>691.6</b>
<b>Total ALE04 - ALERT 360 OPCO, INC.:</b>				<b>691.6</b>	<b>0</b>	<b>0</b>	<b>0</b>	<b>691.6</b>	<b>691.6</b>

**ALL11 - ALL PEST AND REPAIR, INC.****Paid To Same Vendor**

ALL11 - ALL PEST AND REPAIR, II	0028037	12/16/2024	Pest Control-VTA1-1900 -Octc	800	0	0	0	800	800
ALL11 - ALL PEST AND REPAIR, II	0028058	12/16/2024	Pest Control - VTA1-7385 Octr	650	0	0	0	650	650
ALL11 - ALL PEST AND REPAIR, II	0028104	12/16/2024	Pest Control- VTA1-1900- Nov	800	0	0	0	800	800
ALL11 - ALL PEST AND REPAIR, II	0028129	12/16/2024	Pest Control- VTA1-7385- Nov	650	0	0	0	650	650
ALL11 - ALL PEST AND REPAIR, II	0028173	12/16/2024	Pest Control- VTA1-1900- Dec	800	0	0	0	800	800
ALL11 - ALL PEST AND REPAIR, II	0028193	12/16/2024	Pest Control- VTA1-7385- Dec	650	0	0	0	650	650
<b>Total Paid To Same Vendor:</b>				<b>4350</b>	<b>0</b>	<b>0</b>	<b>0</b>	<b>4350</b>	<b>4350</b>
<b>Total ALL11 - ALL PEST AND REPAIR, INC.:</b>				<b>4350</b>	<b>0</b>	<b>0</b>	<b>0</b>	<b>4350</b>	<b>4350</b>

**ALL14 - ALLCONNECTED INC****Paid To Same Vendor**

ALL14 - ALLCONNECTED INC	108970	10/11/2024	Managed IT Services with All (	13897.25	0	0	0	13897.25	13897.25
ALL14 - ALLCONNECTED INC	108971	10/14/2024	Monthly CISv5 Hosting Fee	2317.8	0	0	0	2317.8	2317.8
ALL14 - ALLCONNECTED INC	44039	10/28/2024	Managed IT Services with All (	96	0	0	0	96	96
ALL14 - ALLCONNECTED INC	44040	10/28/2024	Managed IT Services with All (	3978.5	0	0	0	3978.5	3978.5
ALL14 - ALLCONNECTED INC	109080	11/08/2024	Managed IT Services with All (	13929.25	0	0	0	13929.25	13929.25
ALL14 - ALLCONNECTED INC	109093	11/08/2024	CISv5 Hosting - Nov2024	2317.8	0	0	0	2317.8	2317.8
ALL14 - ALLCONNECTED INC	44083	11/13/2024	Cable Installation	3228.83	0	0	0	3228.83	3228.83
ALL14 - ALLCONNECTED INC	44085	11/26/2024	Managed IT Services with All (	209.58	0	0	0	209.58	209.58
ALL14 - ALLCONNECTED INC	44097	11/26/2024	Managed IT Services with All (	5666.88	0	0	0	5666.88	5666.88
ALL14 - ALLCONNECTED INC	109189	12/04/2024	Monthly CISv5 Hosting	2317.8	0	0	0	2317.8	2317.8
ALL14 - ALLCONNECTED INC	109247	12/16/2024	Managed IT Services with All (	13941.25	0	0	0	13941.25	13941.25
<b>Total Paid To Same Vendor:</b>				<b>61900.94</b>	<b>0</b>	<b>0</b>	<b>0</b>	<b>61900.94</b>	<b>61900.94</b>
<b>Total ALL14 - ALLCONNECTED INC:</b>				<b>61900.94</b>	<b>0</b>	<b>0</b>	<b>0</b>	<b>61900.94</b>	<b>61900.94</b>

**AME08 - AMERICAN SOCIETY OF CIVIL ENGINEERS****Paid To Same Vendor**

AME08 - AMERICAN SOCIETY OF	101424	10/14/2024	ASCE Membership Dues 2025	321	0	0	0	321	321
<b>Total Paid To Same Vendor:</b>				<b>321</b>	<b>0</b>	<b>0</b>	<b>0</b>	<b>321</b>	<b>321</b>
<b>Total AME08 - AMERICAN SOCIETY OF CIVIL ENGINEERS:</b>				<b>321</b>	<b>0</b>	<b>0</b>	<b>0</b>	<b>321</b>	<b>321</b>

**AND01 - ANDERSON REGRIGERATION, INC.****Paid To Same Vendor**

AND01 - ANDERSON REGRIGER/	4552181	10/28/2024	Refrigeration Repair of the He	642.23	0	0	0	642.23	642.23
<b>Total Paid To Same Vendor:</b>				<b>642.23</b>	<b>0</b>	<b>0</b>	<b>0</b>	<b>642.23</b>	<b>642.23</b>
<b>Total AND01 - ANDERSON REGRIGERATION, INC.:</b>				<b>642.23</b>	<b>0</b>	<b>0</b>	<b>0</b>	<b>642.23</b>	<b>642.23</b>

**AQU06 - BCDI AV Acquisition, Inc.****Paid To Same Vendor**

AQU06 - BCDI AV Acquisition, Inc. RI101043

11/25/2024	Replacement GAC for Conejos	178500	0	12941.25	0	191441.25	191441.25
<b>Total Paid To Same Vendor:</b>		<b>178500</b>	<b>0</b>	<b>12941.25</b>	<b>0</b>	<b>191441.25</b>	<b>191441.25</b>
<b>Total AQU06 - BCDI AV Acquisition, Inc.:</b>		<b>178500</b>	<b>0</b>	<b>12941.25</b>	<b>0</b>	<b>191441.25</b>	<b>191441.25</b>

**AQU07 - AQUATIC INFORMATICS INC****Paid To Same Vendor**

AQU07 - AQUATIC INFORMATICS INC 110858

11/20/2024	LIMS System	3700	0	0	0	3700	3700
<b>Total Paid To Same Vendor:</b>		<b>3700</b>	<b>0</b>	<b>0</b>	<b>0</b>	<b>3700</b>	<b>3700</b>
<b>Total AQU07 - AQUATIC INFORMATICS INC:</b>		<b>3700</b>	<b>0</b>	<b>0</b>	<b>0</b>	<b>3700</b>	<b>3700</b>

**ARB01 - ARBITRAGE COMPL SPEC, INC****Paid To Same Vendor**

ARB01 - ARBITRAGE COMPL SPEC, INC 1037509

11/25/2024	Arbitrage Calculation	630	0	0	0	630	630
<b>Total Paid To Same Vendor:</b>		<b>630</b>	<b>0</b>	<b>0</b>	<b>0</b>	<b>630</b>	<b>630</b>
<b>Total ARB01 - ARBITRAGE COMPL SPEC, INC:</b>		<b>630</b>	<b>0</b>	<b>0</b>	<b>0</b>	<b>630</b>	<b>630</b>

**ASC01 - ACWA/JPIA****Paid To Same Vendor**

ASC01 - ACWA/JPIA	9-24 PR ME	10/01/2024	Premium Adjust_PAT01_DRA	2158.68	0	0	0	2158.68	2158.68
ASC01 - ACWA/JPIA	INV0015257	10/01/2024	Dental Insurance	312.16	0	0	0	312.16	312.16
ASC01 - ACWA/JPIA	INV0015258	10/01/2024	Medical-PPO	5606.87	0	0	0	5606.87	5606.87
ASC01 - ACWA/JPIA	INV0015259	10/01/2024	Vision	86.05	0	0	0	86.05	86.05
ASC01 - ACWA/JPIA	INV0015273	10/01/2024	Dental Insurance	2433.78	0	0	0	2433.78	2433.78
ASC01 - ACWA/JPIA	INV0015280	10/01/2024	Medical-HMO	21194.55	0	0	0	21194.55	21194.55
ASC01 - ACWA/JPIA	INV0015281	10/01/2024	Medical-PPO	620.28	0	0	0	620.28	620.28
ASC01 - ACWA/JPIA	INV0015282	10/01/2024	Medical-PPO	26788.66	0	0	0	26788.66	26788.66
ASC01 - ACWA/JPIA	INV0015292	10/01/2024	Vision	464.67	0	0	0	464.67	464.67
ASC01 - ACWA/JPIA	10-24 PR ME	11/01/2024	Premium Adjustments Dragoi	5387.62	0	0	0	5387.62	5387.62
ASC01 - ACWA/JPIA	INV0015378	11/01/2024	Dental Insurance	2433.78	0	0	0	2433.78	2433.78
ASC01 - ACWA/JPIA	INV0015385	11/01/2024	Medical-HMO	21194.55	0	0	0	21194.55	21194.55
ASC01 - ACWA/JPIA	INV0015386	11/01/2024	Medical-PPO	620.28	0	0	0	620.28	620.28
ASC01 - ACWA/JPIA	INV0015387	11/01/2024	Medical-PPO	26788.66	0	0	0	26788.66	26788.66
ASC01 - ACWA/JPIA	INV0015397	11/01/2024	Vision	464.67	0	0	0	464.67	464.67
ASC01 - ACWA/JPIA	INV0015401	11/01/2024	Dental Insurance	312.16	0	0	0	312.16	312.16
ASC01 - ACWA/JPIA	INV0015402	11/01/2024	Medical-PPO	5606.87	0	0	0	5606.87	5606.87
ASC01 - ACWA/JPIA	INV0015403	11/01/2024	Vision	86.05	0	0	0	86.05	86.05
ASC01 - ACWA/JPIA	INV0015485	12/01/2024	Medical-PPO	2054.7	0	0	0	2054.7	2054.7
ASC01 - ACWA/JPIA	INV0015526	12/01/2024	Dental Insurance	2525.5	0	0	0	2525.5	2525.5
ASC01 - ACWA/JPIA	INV0015533	12/01/2024	Medical-HMO	21194.55	0	0	0	21194.55	21194.55
ASC01 - ACWA/JPIA	INV0015534	12/01/2024	Medical-PPO	620.28	0	0	0	620.28	620.28
ASC01 - ACWA/JPIA	INV0015535	12/01/2024	Medical-PPO	27796.62	0	0	0	27796.62	27796.62
ASC01 - ACWA/JPIA	INV0015545	12/01/2024	Vision	464.67	0	0	0	464.67	464.67
ASC01 - ACWA/JPIA	INV0015549	12/01/2024	Dental Insurance	312.16	0	0	0	312.16	312.16
ASC01 - ACWA/JPIA	INV0015550	12/01/2024	Medical-PPO	5606.87	0	0	0	5606.87	5606.87
ASC01 - ACWA/JPIA	INV0015551	12/01/2024	Vision	86.05	0	0	0	86.05	86.05
ASC01 - ACWA/JPIA	11-24PR ME	12/02/2024	Segovia,West & Aseo Premiui	1000.88	0	0	0	1000.88	1000.88
<b>Total Paid To Same Vendor:</b>				<b>184222.62</b>	<b>0</b>	<b>0</b>	<b>0</b>	<b>184222.62</b>	<b>184222.62</b>
<b>Total ASC01 - ACWA/JPIA:</b>				<b>184222.62</b>	<b>0</b>	<b>0</b>	<b>0</b>	<b>184222.62</b>	<b>184222.62</b>

**AWA01 - AWA****Paid To Same Vendor**

AWA01 - AWA	06-16060	12/18/2024	2025 AWA Membeship Dues	3575	0	0	0	3575	3575
<b>Total Paid To Same Vendor:</b>				<b>3575</b>	<b>0</b>	<b>0</b>	<b>0</b>	<b>3575</b>	<b>3575</b>
<b>Total AWA01 - AWA:</b>				<b>3575</b>	<b>0</b>	<b>0</b>	<b>0</b>	<b>3575</b>	<b>3575</b>

**BAD02 - BADGER METER INC****Paid To Same Vendor**

BAD02 - BADGER METER INC	1683771	10/24/2024	MTU Project Meter Order Bac	59693.21	0	0	0	59693.21	59693.21
<b>Total Paid To Same Vendor:</b>				<b>59693.21</b>	<b>0</b>	<b>0</b>	<b>0</b>	<b>59693.21</b>	<b>59693.21</b>
<b>Total BAD02 - BADGER METER INC:</b>				<b>59693.21</b>	<b>0</b>	<b>0</b>	<b>0</b>	<b>59693.21</b>	<b>59693.21</b>

**BON01 - BONDY GROUNDWATER CONSULTING, INC.****Paid To Same Vendor**

BON01 - BONDY GROUNDWATE	102-03 GSA	10/02/2024	GSA Track 2	198.75	0	0	0	198.75	198.75
BON01 - BONDY GROUNDWATE	103-04	10/02/2024	PV Modeling Project Manager	728.75	0	0	0	728.75	728.75
BON01 - BONDY GROUNDWATE	103-05	11/12/2024	PV Modeling Project Manager	1547.87	0	0	0	1547.87	1547.87
BON01 - BONDY GROUNDWATE	103-06	12/10/2024	PV Modeling Project Manager	265	0	0	0	265	265
<b>Total Paid To Same Vendor:</b>				<b>2740.37</b>	<b>0</b>	<b>0</b>	<b>0</b>	<b>2740.37</b>	<b>2740.37</b>
<b>Total BON01 - BONDY GROUNDWATER CONSULTING, INC.:</b>				<b>2740.37</b>	<b>0</b>	<b>0</b>	<b>0</b>	<b>2740.37</b>	<b>2740.37</b>

**BOU02 - BOUTWELL\*FAY LLP****Paid To Same Vendor**

BOU02 - BOUTWELL*FAY LLP	39379	10/15/2024	457 Legal Services	70	0	0	0	70	70
BOU02 - BOUTWELL*FAY LLP	39624	11/12/2024	457 Legal Services	175	0	0	0	175	175
<b>Total Paid To Same Vendor:</b>				<b>245</b>	<b>0</b>	<b>0</b>	<b>0</b>	<b>245</b>	<b>245</b>
<b>Total BOU02 - BOUTWELL*FAY LLP:</b>				<b>245</b>	<b>0</b>	<b>0</b>	<b>0</b>	<b>245</b>	<b>245</b>

**BRE02 - BRENNTAG PACIFIC, INC.****Paid To Same Vendor**

BRE02 - BRENNTAG PACIFIC, INC	BPI462660	10/01/2024	Materials & Supplies - Chemic	5222.67	0	0	0	5222.67	5222.67
BRE02 - BRENNTAG PACIFIC, INC	BPI467148	12/04/2024	Chemicals - Lynnwood-RMWT	12280.08	0	0	0	12280.08	12280.08
BRE02 - BRENNTAG PACIFIC, INC	BPI480282	12/16/2024	CHEMICALS - AMMONIA	3969.76	0	0	0	3969.76	3969.76
BRE02 - BRENNTAG PACIFIC, INC	BPI480283	12/16/2024	CHEMICALS - AMMONIA	8069.53	0	0	0	8069.53	8069.53
<b>Total Paid To Same Vendor:</b>				<b>29542.04</b>	<b>0</b>	<b>0</b>	<b>0</b>	<b>29542.04</b>	<b>29542.04</b>
<b>Total BRE02 - BRENNTAG PACIFIC, INC.:</b>				<b>29542.04</b>	<b>0</b>	<b>0</b>	<b>0</b>	<b>29542.04</b>	<b>29542.04</b>

**BRT01 - B & R TOOL & SUPPLY CO.****Paid To Same Vendor**

BRT01 - B & R TOOL & SUPPLY C	1901005660	10/01/2024	Repair Parts and Equipment -	361.19	0	0	0	361.19	361.19
BRT01 - B & R TOOL & SUPPLY C	1901005968	10/15/2024	Small Tools & Equipment - Vic	193.45	0	0	0	193.45	193.45
BRT01 - B & R TOOL & SUPPLY C	1901006222	10/16/2024	Socket Set and Misc Tools	959.74	0	0	0	959.74	959.74
BRT01 - B & R TOOL & SUPPLY C	1901006648	10/28/2024	Small Tools - Pipe Wrenches	364.37	0	0	0	364.37	364.37
BRT01 - B & R TOOL & SUPPLY C	1901007282	11/26/2024	Small Tools - Assorted Tools	694.23	0	0	0	694.23	694.23
<b>Total Paid To Same Vendor:</b>				<b>2572.98</b>	<b>0</b>	<b>0</b>	<b>0</b>	<b>2572.98</b>	<b>2572.98</b>
<b>Total BRT01 - B &amp; R TOOL &amp; SUPPLY CO.:</b>				<b>2572.98</b>	<b>0</b>	<b>0</b>	<b>0</b>	<b>2572.98</b>	<b>2572.98</b>



**BSK01 - BSK ASSOCIATES****Paid To Same Vendor**

BSK01 - BSK ASSOCIATES	AH25652	10/24/2024	GAC Plant Outside Lab Work	1770	0	0	0	1770	1770
BSK01 - BSK ASSOCIATES	AH29008	11/21/2024	Outside Lab Work for Conejo	2650	0	0	0	2650	2650
BSK01 - BSK ASSOCIATES	AH29241	11/22/2024	UCMR5 Sampling	520	0	0	0	520	520
BSK01 - BSK ASSOCIATES	AH29242	11/22/2024	UCMR5 Sampling	520	0	0	0	520	520
BSK01 - BSK ASSOCIATES	AH31639	12/17/2024	Conejo GAC Outside Lab Work	1550	0	0	0	1550	1550

<b>Total Paid To Same Vendor:</b>				<b>7010</b>	<b>0</b>	<b>0</b>	<b>0</b>	<b>7010</b>	<b>7010</b>
<b>Total BSK01 - BSK ASSOCIATES:</b>				<b>7010</b>	<b>0</b>	<b>0</b>	<b>0</b>	<b>7010</b>	<b>7010</b>

**CAL03 - CALLEGUAS MUNICIPAL WATER DISTRICT****Paid To Same Vendor**

CAL03 - CALLEGUAS MUNICIPAL	092724	10/15/2024	Water Purchase	882927.04	0	0	0	882927.04	882927.04
CAL03 - CALLEGUAS MUNICIPAL	2025-00000010	10/15/2024	SMP CMWD- SMP Sampling Fe	1833.75	0	0	0	1833.75	1833.75
CAL03 - CALLEGUAS MUNICIPAL	2025-00000011	10/15/2024	SMP CMWD - SMP Sampling F	330	0	0	0	330	330
CAL03 - CALLEGUAS MUNICIPAL	2025-00000013	10/15/2024	SMP CMWD - SMP Sampling F	82	0	0	0	82	82
CAL03 - CALLEGUAS MUNICIPAL	SMP-091924	10/15/2024	SMP CMWD - SMP Sampling F	15569.03	0	0	0	15569.03	15569.03
CAL03 - CALLEGUAS MUNICIPAL	106224	11/13/2024	Water Purchase	719160.85	0	0	0	719160.85	719160.85
CAL03 - CALLEGUAS MUNICIPAL	2025-00000014	11/13/2024	SMP CMWD - SMP Sampling F	79	0	0	0	79	79
CAL03 - CALLEGUAS MUNICIPAL	SMP-105324	11/13/2024	SMP CMWD - SMP Pipeline Fe	15774.23	0	0	0	15774.23	15774.23
CAL03 - CALLEGUAS MUNICIPAL	112024	12/18/2024	Water Purchase	565526.05	0	0	0	565526.05	565526.05
CAL03 - CALLEGUAS MUNICIPAL	SMP112824	12/18/2024	SMP-CMWD - SMP Pipeline Fe	2336.98	0	0	0	2336.98	2336.98

<b>Total Paid To Same Vendor:</b>				<b>2203618.93</b>	<b>0</b>	<b>0</b>	<b>0</b>	<b>2203618.93</b>	<b>2203618.93</b>
<b>Total CAL03 - CALLEGUAS MUNICIPAL WATER DISTRICT:</b>				<b>2203618.93</b>	<b>0</b>	<b>0</b>	<b>0</b>	<b>2203618.93</b>	<b>2203618.93</b>

**CAM09 - CAMROSA WATER DISTRICT****Paid To Same Vendor**

CAM09 - CAMROSA WATER DIST	2007	10/09/2024	Reimbursement EFT Pymt Bor	198.75	0	0	0	198.75	198.75
CAM09 - CAMROSA WATER DIST	2010	11/20/2024	Reimb EFT pymt to ACWA/JPL	1125	0	0	0	1125	1125

<b>Total Paid To Same Vendor:</b>				<b>1323.75</b>	<b>0</b>	<b>0</b>	<b>0</b>	<b>1323.75</b>	<b>1323.75</b>
<b>Total CAM09 - CAMROSA WATER DISTRICT:</b>				<b>1323.75</b>	<b>0</b>	<b>0</b>	<b>0</b>	<b>1323.75</b>	<b>1323.75</b>

**CAN03 - Cannon Corporation****Paid To Same Vendor**

CAN03 - Cannon Corporation	89412	10/15/2024	AG 3 Engineering during consi	52.5	0	0	0	52.5	52.5
CAN03 - Cannon Corporation	90262	11/20/2024	Repair Sewer Collection Hotsp	8397.45	0	0	0	8397.45	8397.45
CAN03 - Cannon Corporation	90466	12/17/2024	Repair Sewer Collection Hotsp	5538.75	0	0	0	5538.75	5538.75
CAN03 - Cannon Corporation	90533	12/17/2024	AG 3 Engineering during consi	2211.89	0	0	0	2211.89	2211.89
CAN03 - Cannon Corporation	90533	12/17/2024	AG 3 Tank Design Services	0.92	0	0	0	0.92	0.92
CAN03 - Cannon Corporation	90538	12/17/2024	4C Hydro pump station refurb	4070	0	0	0	4070	4070
CAN03 - Cannon Corporation	90565	12/17/2024	Rehabilitate Power Distributic	6786.12	0	0	0	6786.12	6786.12

<b>Total Paid To Same Vendor:</b>				<b>27057.63</b>	<b>0</b>	<b>0</b>	<b>0</b>	<b>27057.63</b>	<b>27057.63</b>
<b>Total CAN03 - Cannon Corporation:</b>				<b>27057.63</b>	<b>0</b>	<b>0</b>	<b>0</b>	<b>27057.63</b>	<b>27057.63</b>

**CAS02 - CASA****Paid To Same Vendor**

CAS02 - CASA	8575	11/12/2024	CASA Membership	5575	0	0	0	5575	5575
<b>Total Paid To Same Vendor:</b>				<b>5575</b>	<b>0</b>	<b>0</b>	<b>0</b>	<b>5575</b>	<b>5575</b>

<b>Total CAS02 - CASA:</b>				<b>5575</b>	<b>0</b>	<b>0</b>	<b>0</b>	<b>5575</b>	<b>5575</b>
----------------------------	--	--	--	-------------	----------	----------	----------	-------------	-------------

**CDT01 - CALIFORNIA DEPARTMENT OF TAX ADMINISTRATION****Paid To Same Vendor**

CDT01 - CALIFORNIA DEPARTME	3rdQtr2024-UseTax	10/26/2024	Use Tax 3rd Qtr 2024	372	0	0	0	372	372
<b>Total Paid To Same Vendor:</b>				<b>372</b>	<b>0</b>	<b>0</b>	<b>0</b>	<b>372</b>	<b>372</b>

<b>01 - CALIFORNIA DEPARTMENT OF TAX ADMINISTRATION:</b>				<b>372</b>	<b>0</b>	<b>0</b>	<b>0</b>	<b>372</b>	<b>372</b>
--	--	--	--	------------	----------	----------	----------	------------	------------

**CEN02 - CENTRAL COAST TANK TESTING, INC.**

<b>Paid To Same Vendor</b>									
CEN02 - CENTRAL COAST TANK`	1354	10/28/2024	Fuel Tank Inspection-October	1161.75	0	0	0	1161.75	1161.75
CEN02 - CENTRAL COAST TANK`	1426	11/13/2024	Fuel Tank Inspection-Novemb	1161.75	0	0	0	1161.75	1161.75
CEN02 - CENTRAL COAST TANK`	1508	12/17/2024	Fuel Tank Inspection-Decemb	1161.75	0	0	0	1161.75	1161.75
		<b>Total Paid To Same Vendor:</b>		<b>3485.25</b>	<b>0</b>	<b>0</b>	<b>0</b>	<b>3485.25</b>	<b>3485.25</b>
<b>Total CEN02 - CENTRAL COAST TANK TESTING,INC.:</b>				<b>3485.25</b>	<b>0</b>	<b>0</b>	<b>0</b>	<b>3485.25</b>	<b>3485.25</b>
<b>CEN03 - Central Courier LLC</b>									
<b>Paid To Same Vendor</b>									
CEN03 - Central Courier LLC	55499	10/09/2024	Courier Service (Period 10-01-	368.08	0	0	0	368.08	368.08
CEN03 - Central Courier LLC	56362	11/08/2024	Courier Service	368.08	0	0	0	368.08	368.08
CEN03 - Central Courier LLC	56615	12/03/2024	Courier Service Period 12/01/	368.08	0	0	0	368.08	368.08
		<b>Total Paid To Same Vendor:</b>		<b>1104.24</b>	<b>0</b>	<b>0</b>	<b>0</b>	<b>1104.24</b>	<b>1104.24</b>
<b>Total CEN03 - Central Courier LLC:</b>				<b>1104.24</b>	<b>0</b>	<b>0</b>	<b>0</b>	<b>1104.24</b>	<b>1104.24</b>
<b>CEN04 - CENTRAL COMMUNICATIONS</b>									
<b>Paid To Same Vendor</b>									
CEN04 - CENTRAL COMMUNICA	000034-208-721	10/09/2024	After Hours Call Center	515.2	0	0	0	515.2	515.2
CEN04 - CENTRAL COMMUNICA	000034-388-591	11/08/2024	After Hours Call Center	485.25	0	0	0	485.25	485.25
CEN04 - CENTRAL COMMUNICA	000034-756-251	12/04/2024	After Hours Call Center	515.2	0	0	0	515.2	515.2
		<b>Total Paid To Same Vendor:</b>		<b>1515.65</b>	<b>0</b>	<b>0</b>	<b>0</b>	<b>1515.65</b>	<b>1515.65</b>
<b>Total CEN04 - CENTRAL COMMUNICATIONS:</b>				<b>1515.65</b>	<b>0</b>	<b>0</b>	<b>0</b>	<b>1515.65</b>	<b>1515.65</b>
<b>CIT01 - CITY OF CAMARILLO</b>									
<b>Paid To Same Vendor</b>									
CIT01 - CITY OF CAMARILLO	AR120224	12/04/2024	Recycled Water from CamSan	28396.28	0	0	0	28396.28	28396.28
CIT01 - CITY OF CAMARILLO	AR120924	12/19/2024	Recycled Water from CamSan	13824.5	0	0	0	13824.5	13824.5
		<b>Total Paid To Same Vendor:</b>		<b>42220.78</b>	<b>0</b>	<b>0</b>	<b>0</b>	<b>42220.78</b>	<b>42220.78</b>
<b>Total CIT01 - CITY OF CAMARILLO:</b>				<b>42220.78</b>	<b>0</b>	<b>0</b>	<b>0</b>	<b>42220.78</b>	<b>42220.78</b>
<b>CLI01 - CLIFTON LARSON ALLEN LLP</b>									
<b>Paid To Same Vendor</b>									
CLI01 - CLIFTON LARSON ALLEN	L241599642	10/22/2024	Audit Services FY2023-24	16695	0	0	0	16695	16695
CLI01 - CLIFTON LARSON ALLEN	L241759221	11/25/2024	Audit Services FY2023-24	7455	0	0	0	7455	7455
		<b>Total Paid To Same Vendor:</b>		<b>24150</b>	<b>0</b>	<b>0</b>	<b>0</b>	<b>24150</b>	<b>24150</b>
<b>Total CLI01 - CLIFTON LARSON ALLEN LLP:</b>				<b>24150</b>	<b>0</b>	<b>0</b>	<b>0</b>	<b>24150</b>	<b>24150</b>

**COA01 - COASTAL-PIPCO****Paid To Same Vendor**

COA01 - COASTAL-PIPCO	52273584-001	10/28/2024	Materials & Supplies - Fittings	75.33	0	0	0	75.33	75.33
COA01 - COASTAL-PIPCO	52277313-001	12/04/2024	Drain Valves - Conejo GAC	1833.85	0	0	0	1833.85	1833.85
<b>Total Paid To Same Vendor:</b>				<b>1909.18</b>	<b>0</b>	<b>0</b>	<b>0</b>	<b>1909.18</b>	<b>1909.18</b>
<b>Total COA01 - COASTAL-PIPCO:</b>				<b>1909.18</b>	<b>0</b>	<b>0</b>	<b>0</b>	<b>1909.18</b>	<b>1909.18</b>

**COL04 - COLONIAL SUPPLEMENTAL INS****Paid To Same Vendor**

COL04 - COLONIAL SUPPLEMEN	INV0015370	10/17/2024	Colonial Benefits	36	0	0	0	36	36
COL04 - COLONIAL SUPPLEMEN	INV0015371	10/17/2024	Colonial Benefits	29.3	0	0	0	29.3	29.3
COL04 - COLONIAL SUPPLEMEN	INV0015372	10/17/2024	Colonial Benefits	41.4	0	0	0	41.4	41.4
COL04 - COLONIAL SUPPLEMEN	INV0015519	11/28/2024	Colonial Benefits	36	0	0	0	36	36
COL04 - COLONIAL SUPPLEMEN	INV0015520	11/28/2024	Colonial Benefits	29.3	0	0	0	29.3	29.3
COL04 - COLONIAL SUPPLEMEN	INV0015521	11/28/2024	Colonial Benefits	41.4	0	0	0	41.4	41.4
COL04 - COLONIAL SUPPLEMEN	INV0015639	12/26/2024	Colonial Benefits	36	0	0	0	36	36
COL04 - COLONIAL SUPPLEMEN	INV0015640	12/26/2024	Colonial Benefits	29.3	0	0	0	29.3	29.3
COL04 - COLONIAL SUPPLEMEN	INV0015641	12/26/2024	Colonial Benefits	41.4	0	0	0	41.4	41.4
<b>Total Paid To Same Vendor:</b>				<b>320.1</b>	<b>0</b>	<b>0</b>	<b>0</b>	<b>320.1</b>	<b>320.1</b>
<b>Total COL04 - COLONIAL SUPPLEMENTAL INS:</b>				<b>320.1</b>	<b>0</b>	<b>0</b>	<b>0</b>	<b>320.1</b>	<b>320.1</b>

**COL06 - COLANTUONO, HIGHSMITH & WHATLEY, PC****Paid To Same Vendor**

COL06 - COLANTUONO, HIGHSM	62273	10/09/2024	Prop 218 Legal Services	81	0	0	0	81	81
<b>Total Paid To Same Vendor:</b>				<b>81</b>	<b>0</b>	<b>0</b>	<b>0</b>	<b>81</b>	<b>81</b>
<b>Total COL06 - COLANTUONO, HIGHSMITH &amp; WHATLEY, PC:</b>				<b>81</b>	<b>0</b>	<b>0</b>	<b>0</b>	<b>81</b>	<b>81</b>

**CON14 - CONSOR NORTH AMERICA, INC.****Paid To Same Vendor**

CON14 - CONSOR NORTH AMER	W232492CA-00-9	10/01/2024	Design Services for Iron/MN R	2598.55	0	0	0	2598.55	2598.55
CON14 - CONSOR NORTH AMER	W232492CA-00-10	10/29/2024	Design Services for Iron/MN R	11063.25	0	0	0	11063.25	11063.25
CON14 - CONSOR NORTH AMER	W232492CA.00-11	11/20/2024	Design Services for Iron/MN R	9588.5	0	0	0	9588.5	9588.5
<b>Total Paid To Same Vendor:</b>				<b>23250.3</b>	<b>0</b>	<b>0</b>	<b>0</b>	<b>23250.3</b>	<b>23250.3</b>
<b>Total CON14 - CONSOR NORTH AMERICA, INC.:</b>				<b>23250.3</b>	<b>0</b>	<b>0</b>	<b>0</b>	<b>23250.3</b>	<b>23250.3</b>

**CON18 - CONCORD UTILITY SERVICES****Paid To Same Vendor**

CON18 - CONCORD UTILITY SER	5069	10/14/2024	Labor for Installation of Mete	132557.57	0	0	0	132557.57	132557.57
CON18 - CONCORD UTILITY SER	5081	10/28/2024	Labor for Installation of Mete	34998.85	0	0	0	34998.85	34998.85
CON18 - CONCORD UTILITY SER	5086	10/28/2024	Labor for Installation of Mete	40212.34	0	0	0	40212.34	40212.34
CON18 - CONCORD UTILITY SER	5097	11/08/2024	Labor for Installation of Mete	42444.64	0	0	0	42444.64	42444.64
CON18 - CONCORD UTILITY SER	5131	11/26/2024	Labor for Installation of Mete	28496.37	0	0	0	28496.37	28496.37
CON18 - CONCORD UTILITY SER	5132	11/26/2024	Labor for Installation of Mete	30832.18	0	0	0	30832.18	30832.18
CON18 - CONCORD UTILITY SER	5133	11/26/2024	Labor for Installation of Mete	19127.81	0	0	0	19127.81	19127.81
CON18 - CONCORD UTILITY SER	5144	12/04/2024	Labor for Installation of Mete	23246.36	0	0	0	23246.36	23246.36
<b>Total Paid To Same Vendor:</b>				<b>351916.12</b>	<b>0</b>	<b>0</b>	<b>0</b>	<b>351916.12</b>	<b>351916.12</b>
<b>Total CON18 - CONCORD UTILITY SERVICES:</b>				<b>351916.12</b>	<b>0</b>	<b>0</b>	<b>0</b>	<b>351916.12</b>	<b>351916.12</b>

**COO03 - MICHAEL COOLEY****Paid To Same Vendor**

COO03 - MICHAEL COOLEY	102424	10/28/2024	Bee Removal-Meter Boxes	390	0	0	0	390	390
<b>Total Paid To Same Vendor:</b>				<b>390</b>	<b>0</b>	<b>0</b>	<b>0</b>	<b>390</b>	<b>390</b>
<b>Total COO03 - MICHAEL COOLEY:</b>				<b>390</b>	<b>0</b>	<b>0</b>	<b>0</b>	<b>390</b>	<b>390</b>

**COR03 - CORELOGIC INFORMATION SOLUTIONS, INC****Paid To Same Vendor**

COR03 - CORELOGIC INFORMAT	30741604	10/16/2024	On-Line Service Assessors Par	163.91	0	0	0	163.91	163.91
COR03 - CORELOGIC INFORMAT	30746053	11/13/2024	On Line Service Parcel Info-Ve	163.91	0	0	0	163.91	163.91
COR03 - CORELOGIC INFORMAT	30748583	12/17/2024	On Line Parcel Info. Ventura C	163.91	0	0	0	163.91	163.91
<b>Total Paid To Same Vendor:</b>				<b>491.73</b>	<b>0</b>	<b>0</b>	<b>0</b>	<b>491.73</b>	<b>491.73</b>
<b>Total COR03 - CORELOGIC INFORMATION SOLUTIONS, INC:</b>				<b>491.73</b>	<b>0</b>	<b>0</b>	<b>0</b>	<b>491.73</b>	<b>491.73</b>

**COU01 - COUNTY OF VENTURA RMA OPERATIONS****Paid To Same Vendor**

COU01 - COUNTY OF VENTURA	066982	10/01/2024	Permit Research -GSA Record	97.91	0	0	0	97.91	97.91
COU01 - COUNTY OF VENTURA	067250	10/01/2024	Permit Research-Fees and Cha	391.63	0	0	0	391.63	391.63
COU01 - COUNTY OF VENTURA	IN0259778	12/17/2024	Permit-Environmental Health	3310.41	0	0	0	3310.41	3310.41
COU01 - COUNTY OF VENTURA	IN0259841	12/17/2024	Permit-Environmental Health	1596.16	0	0	0	1596.16	1596.16
<b>Total Paid To Same Vendor:</b>				<b>5396.11</b>	<b>0</b>	<b>0</b>	<b>0</b>	<b>5396.11</b>	<b>5396.11</b>
<b>Total COU01 - COUNTY OF VENTURA RMA OPERATIONS:</b>				<b>5396.11</b>	<b>0</b>	<b>0</b>	<b>0</b>	<b>5396.11</b>	<b>5396.11</b>

**COU11 - COUNTY OF VENTURA-CLERK RECORDER****Paid To Same Vendor**

COU11 - COUNTY OF VENTURA- EnvFillingsFees		11/04/2024	NOE for University Well No. 2	50	0	0	0	50	50
<b>Total Paid To Same Vendor:</b>				<b>50</b>	<b>0</b>	<b>0</b>	<b>0</b>	<b>50</b>	<b>50</b>
<b>Total COU11 - COUNTY OF VENTURA-CLERK RECORDER:</b>				<b>50</b>	<b>0</b>	<b>0</b>	<b>0</b>	<b>50</b>	<b>50</b>

**CTO00 - CITY OF THOUSAND OAKS****Paid To Same Vendor**

CTO00 - CITY OF THOUSAND OA	901-100124	10/16/2024	Sewer Services Provided for tl	635.04	0	0	0	635.04	635.04
CTO00 - CITY OF THOUSAND OA	1001-110124	11/12/2024	Sewer Service for Read Rd Tra	635.04	0	0	0	635.04	635.04
CTO00 - CITY OF THOUSAND OA	1101-120124	12/17/2024	City of T.O Sewer Service for F	635.04	0	0	0	635.04	635.04
<b>Total Paid To Same Vendor:</b>				<b>1905.12</b>	<b>0</b>	<b>0</b>	<b>0</b>	<b>1905.12</b>	<b>1905.12</b>
<b>Total CTO00 - CITY OF THOUSAND OAKS:</b>				<b>1905.12</b>	<b>0</b>	<b>0</b>	<b>0</b>	<b>1905.12</b>	<b>1905.12</b>

**CUL02 - CULLIGAN OF VENTURA COUNTY****Paid To Same Vendor**

CUL02 - CULLIGAN OF VENTURA	1890219	10/16/2024	Water Softener - Penny Well	77.91	0	0	0	77.91	77.91
CUL02 - CULLIGAN OF VENTURA	1890235	10/16/2024	Water Softener - Lynwood We	176	0	0	0	176	176
CUL02 - CULLIGAN OF VENTURA	1890827	10/16/2024	Water Softener	6	0	0	0	6	6
CUL02 - CULLIGAN OF VENTURA	1890847	10/16/2024	Water Softener	6	0	0	0	6	6
CUL02 - CULLIGAN OF VENTURA	1888670	11/12/2024	Materials & Supplies - Water S	6	0	0	0	6	6
CUL02 - CULLIGAN OF VENTURA	1892410	11/12/2024	Water Softener-Penny Well	77.91	0	0	0	77.91	77.91
CUL02 - CULLIGAN OF VENTURA	1892424	11/12/2024	Water Softener- Lynwood We	176	0	0	0	176	176
CUL02 - CULLIGAN OF VENTURA	1893064	11/12/2024	Materials & Supplies - Water S	6	0	0	0	6	6

CUL02 - CULLIGAN OF VENTURA	1893074	11/12/2024	Materials & Supplies - Water Softener	6	0	0	0	6	6
CUL02 - CULLIGAN OF VENTURA	1894451	12/16/2024	Water Softener - Penny Well	77.91	0	0	0	77.91	77.91
CUL02 - CULLIGAN OF VENTURA	1894457	12/16/2024	Water Softener - Lynnwood	176	0	0	0	176	176
CUL02 - CULLIGAN OF VENTURA	1895159	12/16/2024	Water Softener	6	0	0	0	6	6
CUL02 - CULLIGAN OF VENTURA	1895165	12/16/2024	Water Softener	6	0	0	0	6	6
<b>Total Paid To Same Vendor:</b>				<b>803.73</b>	<b>0</b>	<b>0</b>	<b>0</b>	<b>803.73</b>	<b>803.73</b>
<b>Total CUL02 - CULLIGAN OF VENTURA COUNTY:</b>				<b>803.73</b>	<b>0</b>	<b>0</b>	<b>0</b>	<b>803.73</b>	<b>803.73</b>
<b>CUS01 - CUSTOM PRINTING</b>									
<b>Paid To Same Vendor</b>									
CUS01 - CUSTOM PRINTING	172075	11/27/2024	Business Cards (KW,CP,BS)	311.02	0	0	0	311.02	311.02
CUS01 - CUSTOM PRINTING	172098	12/18/2024	Camrosa Window Envelopes.	557.7	0	0	0	557.7	557.7
CUS01 - CUSTOM PRINTING	172216	12/30/2024	Door Hangers-Shut Off Notice	760.4	0	0	0	760.4	760.4
<b>Total Paid To Same Vendor:</b>				<b>1629.12</b>	<b>0</b>	<b>0</b>	<b>0</b>	<b>1629.12</b>	<b>1629.12</b>
<b>Total CUS01 - CUSTOM PRINTING:</b>				<b>1629.12</b>	<b>0</b>	<b>0</b>	<b>0</b>	<b>1629.12</b>	<b>1629.12</b>
<b>DAN05 - DANIELS TIRE SERVICE, INC</b>									
<b>Paid To Same Vendor</b>									
DAN05 - DANIELS TIRE SERVICE,	250139797	12/04/2024	Tire Repair Unit #42	913.92	0	0	0	913.92	913.92
<b>Total Paid To Same Vendor:</b>				<b>913.92</b>	<b>0</b>	<b>0</b>	<b>0</b>	<b>913.92</b>	<b>913.92</b>
<b>Total DAN05 - DANIELS TIRE SERVICE, INC:</b>				<b>913.92</b>	<b>0</b>	<b>0</b>	<b>0</b>	<b>913.92</b>	<b>913.92</b>
<b>DAV01 - DAVMAR AIR</b>									
<b>Paid To Same Vendor</b>									
DAV01 - DAVMAR AIR	12249	11/13/2024	Air Compressor Maintenance	2053.49	0	0	0	2053.49	2053.49
DAV01 - DAVMAR AIR	12293	12/18/2024	Air Compressor Maintenance	1116.79	0	0	0	1116.79	1116.79
DAV01 - DAVMAR AIR	12306	12/18/2024	Air Compressor Maintenance	3503.02	0	0	0	3503.02	3503.02
<b>Total Paid To Same Vendor:</b>				<b>6673.3</b>	<b>0</b>	<b>0</b>	<b>0</b>	<b>6673.3</b>	<b>6673.3</b>
<b>Total DAV01 - DAVMAR AIR:</b>				<b>6673.3</b>	<b>0</b>	<b>0</b>	<b>0</b>	<b>6673.3</b>	<b>6673.3</b>
<b>DIE01 - DIENER'S ELECTRIC, INC</b>									
<b>Paid To Same Vendor</b>									
DIE01 - DIENER'S ELECTRIC, INC	36473	10/30/2024	CWRF Conduit Installation	5397.36	0	0	0	5397.36	5397.36
<b>Total Paid To Same Vendor:</b>				<b>5397.36</b>	<b>0</b>	<b>0</b>	<b>0</b>	<b>5397.36</b>	<b>5397.36</b>
<b>Total DIE01 - DIENER'S ELECTRIC, INC:</b>				<b>5397.36</b>	<b>0</b>	<b>0</b>	<b>0</b>	<b>5397.36</b>	<b>5397.36</b>
<b>EDD01 - EMPLOYMENT DEVELOP. DEPT.</b>									
<b>Paid To Same Vendor</b>									
EDD01 - EMPLOYMENT DEVELOP.	INV0015334	10/03/2024	Payroll-SIT	7169.61	0	0	0	7169.61	7169.61
EDD01 - EMPLOYMENT DEVELOP.	INV0015400	10/17/2024	Payroll-SIT	6248.55	0	0	0	6248.55	6248.55
EDD01 - EMPLOYMENT DEVELOP.	INV0015407	10/17/2024	Payroll-SIT	20.96	0	0	0	20.96	20.96
EDD01 - EMPLOYMENT DEVELOP.	INV0015446	10/31/2024	Payroll-SIT	6616.54	0	0	0	6616.54	6616.54
EDD01 - EMPLOYMENT DEVELOP.	INV0015470	11/08/2024	Payroll-SIT	2189.73	0	0	0	2189.73	2189.73
EDD01 - EMPLOYMENT DEVELOP.	INV0015496	11/14/2024	Payroll-SIT	6528.69	0	0	0	6528.69	6528.69
EDD01 - EMPLOYMENT DEVELOP.	INV0015548	11/28/2024	Payroll-SIT	6497.96	0	0	0	6497.96	6497.96
EDD01 - EMPLOYMENT DEVELOP.	INV0015555	12/12/2024	Payroll-SIT	6791.71	0	0	0	6791.71	6791.71
EDD01 - EMPLOYMENT DEVELOP.	INV0015604	12/26/2024	Payroll-SIT	6180.47	0	0	0	6180.47	6180.47
<b>Total Paid To Same Vendor:</b>				<b>48267.74</b>	<b>0</b>	<b>0</b>	<b>0</b>	<b>48267.74</b>	<b>48267.74</b>
<b>Total EDD01 - EMPLOYMENT DEVELOP. DEPT.:</b>				<b>48267.74</b>	<b>0</b>	<b>0</b>	<b>0</b>	<b>48267.74</b>	<b>48267.74</b>

**EJH01 - E.J. HARRISON & SONS INC****Paid To Same Vendor**

EJH01 - E.J. HARRISON & SONS I	2997	10/28/2024	Trash Removal -CWRF	559.17	0	0	0	559.17	559.17
EJH01 - E.J. HARRISON & SONS I	697	11/12/2024	Trash Removal -Main Office	1377.02	0	0	0	1377.02	1377.02
EJH01 - E.J. HARRISON & SONS I	1150	11/27/2024	Trash Removal - CWRF/RMW	559.17	0	0	0	559.17	559.17
EJH01 - E.J. HARRISON & SONS I	1207-121824	12/19/2024	Trash Removal - CWRF	559.17	0	0	0	559.17	559.17

<b>Total Paid To Same Vendor:</b>	<b>3054.53</b>	<b>0</b>	<b>0</b>	<b>0</b>	<b>0</b>	<b>3054.53</b>	<b>3054.53</b>
-----------------------------------	----------------	----------	----------	----------	----------	----------------	----------------

<b>Total EJH01 - E.J. HARRISON &amp; SONS INC:</b>	<b>3054.53</b>	<b>0</b>	<b>0</b>	<b>0</b>	<b>0</b>	<b>3054.53</b>	<b>3054.53</b>
--	----------------	----------	----------	----------	----------	----------------	----------------

**EMI01 - E&M Electric and Machinery, Inc.****Paid To Same Vendor**

EMI01 - E&M Electric and Mach	451566	12/03/2024	Maintenance Support - Wond	43835	0	0	0	43835	43835
-------------------------------	--------	------------	----------------------------	-------	---	---	---	-------	-------

<b>Total Paid To Same Vendor:</b>	<b>43835</b>	<b>0</b>	<b>0</b>	<b>0</b>	<b>0</b>	<b>43835</b>	<b>43835</b>
-----------------------------------	--------------	----------	----------	----------	----------	--------------	--------------

<b>Total EMI01 - E&amp;M Electric and Machinery, Inc.:</b>	<b>43835</b>	<b>0</b>	<b>0</b>	<b>0</b>	<b>0</b>	<b>43835</b>	<b>43835</b>
--	--------------	----------	----------	----------	----------	--------------	--------------

**ENH01 - Enhanced Landscape Development, Inc****Paid To Same Vendor**

ENH01 - Enhanced Landscape D	21680	10/15/2024	Landscaping - October 2024	1928.01	0	0	0	1928.01	1928.01
ENH01 - Enhanced Landscape D	23466	11/12/2024	Irrigation Fittings and Repair	87.11	0	0	0	87.11	87.11
ENH01 - Enhanced Landscape D	23871	11/12/2024	Landscaping - November 2024	1928.01	0	0	0	1928.01	1928.01
ENH01 - Enhanced Landscape D	26088	12/03/2024	Landscaping - December 2024	1928.01	0	0	0	1928.01	1928.01

<b>Total Paid To Same Vendor:</b>	<b>5871.14</b>	<b>0</b>	<b>0</b>	<b>0</b>	<b>0</b>	<b>5871.14</b>	<b>5871.14</b>
-----------------------------------	----------------	----------	----------	----------	----------	----------------	----------------

<b>Total ENH01 - Enhanced Landscape Development, Inc:</b>	<b>5871.14</b>	<b>0</b>	<b>0</b>	<b>0</b>	<b>0</b>	<b>5871.14</b>	<b>5871.14</b>
---	----------------	----------	----------	----------	----------	----------------	----------------

**ENT01 - ENTERPRISE FLEET SERV INC****Paid To Same Vendor**

ENT01 - ENTERPRISE FLEET SERV	123859-100424	10/16/2024	Vehicle Lease - October 2024	10529.66	0	0	0	10529.66	10529.66
ENT01 - ENTERPRISE FLEET SERV	123859-110624	11/13/2024	Vehicles Lease-November 202	10551.6	0	0	0	10551.6	10551.6
ENT01 - ENTERPRISE FLEET SERV	123859-120524	12/17/2024	December 2024- Vehicle Leas	10551.61	0	0	0	10551.61	10551.61

<b>Total Paid To Same Vendor:</b>	<b>31632.87</b>	<b>0</b>	<b>0</b>	<b>0</b>	<b>0</b>	<b>31632.87</b>	<b>31632.87</b>
-----------------------------------	-----------------	----------	----------	----------	----------	-----------------	-----------------

<b>Total ENT01 - ENTERPRISE FLEET SERV INC:</b>	<b>31632.87</b>	<b>0</b>	<b>0</b>	<b>0</b>	<b>0</b>	<b>31632.87</b>	<b>31632.87</b>
---	-----------------	----------	----------	----------	----------	-----------------	-----------------

**FAM01 - FAMCON PIPE & SUPPLY, INC****Paid To Same Vendor**

FAM01 - FAMCON PIPE & SUPPL	S100138067-001	10/01/2024	Repair Parts & Equipment - Pa	520.16	0	0	0	520.16	520.16
FAM01 - FAMCON PIPE & SUPPL	S100138425-001	10/01/2024	Materials & Supplies - Meter C	835.66	0	0	0	835.66	835.66
FAM01 - FAMCON PIPE & SUPPL	S100137005-001	10/02/2024	Spools - Conejo Boosters	2827.11	0	0	0	2827.11	2827.11
FAM01 - FAMCON PIPE & SUPPL	S100137519-001	10/02/2024	Meter Boxes	1898.33	0	0	0	1898.33	1898.33
FAM01 - FAMCON PIPE & SUPPL	S100140913-001	11/12/2024	Valve Wrenches and Meter Tc	362.51	0	0	0	362.51	362.51
FAM01 - FAMCON PIPE & SUPPL	S100142829-001	11/26/2024	Materials & Supplies - Meter f	957.53	0	0	0	957.53	957.53
FAM01 - FAMCON PIPE & SUPPL	S100142946-001	12/04/2024	Leak Repair - Hydrant	3197.12	0	0	0	3197.12	3197.12
FAM01 - FAMCON PIPE & SUPPL	S100143653-001	12/17/2024	3D Flange Leak Fittings	277.88	0	0	0	277.88	277.88
FAM01 - FAMCON PIPE & SUPPL	S100143025-001	12/18/2024	Leak Repair - Paso Robles Ct.	2824.97	0	0	0	2824.97	2824.97
FAM01 - FAMCON PIPE & SUPPL	S100143274-001	12/19/2024	Fittings - Ag3	1664.52	0	0	0	1664.52	1664.52

<b>Total Paid To Same Vendor:</b>	<b>15365.79</b>	<b>0</b>	<b>0</b>	<b>0</b>	<b>0</b>	<b>15365.79</b>	<b>15365.79</b>
-----------------------------------	-----------------	----------	----------	----------	----------	-----------------	-----------------

<b>Total FAM01 - FAMCON PIPE &amp; SUPPLY, INC:</b>	<b>15365.79</b>	<b>0</b>	<b>0</b>	<b>0</b>	<b>0</b>	<b>15365.79</b>	<b>15365.79</b>
---	-----------------	----------	----------	----------	----------	-----------------	-----------------

**FER03 - FERGUSON WATERWORKS #1083****Paid To Same Vendor**

FER03 - FERGUSON WATERWOF 0040500	12/17/2024	Pipeline Repair - 2" Fittings	725.48	0	0	0	725.48	725.48
FER03 - FERGUSON WATERWOF 0040997	12/17/2024	Materials & Supplies - Bolt Kit	534.55	0	0	0	534.55	534.55
<b>Total Paid To Same Vendor:</b>			<b>1260.03</b>	<b>0</b>	<b>0</b>	<b>0</b>	<b>1260.03</b>	<b>1260.03</b>
<b>Total FER03 - FERGUSON WATERWORKS #1083:</b>			<b>1260.03</b>	<b>0</b>	<b>0</b>	<b>0</b>	<b>1260.03</b>	<b>1260.03</b>

**FIR01 - COUNTY FIRE PROTECTION****Paid To Same Vendor**

FIR01 - COUNTY FIRE PROTECTIO 24-31222	11/22/2024	Fire Extinguisher Service	3264.74	0	0	0	3264.74	3264.74
<b>Total Paid To Same Vendor:</b>			<b>3264.74</b>	<b>0</b>	<b>0</b>	<b>0</b>	<b>3264.74</b>	<b>3264.74</b>
<b>Total FIR01 - COUNTY FIRE PROTECTION :</b>			<b>3264.74</b>	<b>0</b>	<b>0</b>	<b>0</b>	<b>3264.74</b>	<b>3264.74</b>

**FOR03 - FOREMAN, TERRY L.****Paid To Same Vendor**

FOR03 - FOREMAN, TERRY L. TrvlReimb12-13-24	12/13/2024	TRAVEL REIMB-2024 ACWA F/	1013.5	0	0	0	1013.5	1013.5
<b>Total Paid To Same Vendor:</b>			<b>1013.5</b>	<b>0</b>	<b>0</b>	<b>0</b>	<b>1013.5</b>	<b>1013.5</b>
<b>Total FOR03 - FOREMAN, TERRY L.:</b>			<b>1013.5</b>	<b>0</b>	<b>0</b>	<b>0</b>	<b>1013.5</b>	<b>1013.5</b>

**FRO01 - Frontier Communications****Paid To Same Vendor**

FRO01 - Frontier Communicatio SEPT-24	10/01/2024	VOIP-Land Lines	702.18	0	0	0	702.18	702.18
FRO01 - Frontier Communicatio October2024	10/29/2024	VOIP - Land Lines	718.75	0	0	0	718.75	718.75
FRO01 - Frontier Communicatio Nov24	12/03/2024	VOIP - Land Lines	814.6	0	0	0	814.6	814.6
<b>Total Paid To Same Vendor:</b>			<b>2235.53</b>	<b>0</b>	<b>0</b>	<b>0</b>	<b>2235.53</b>	<b>2235.53</b>
<b>Total FRO01 - Frontier Communications:</b>			<b>2235.53</b>	<b>0</b>	<b>0</b>	<b>0</b>	<b>2235.53</b>	<b>2235.53</b>

**FRU01 - FRUIT GROWERS LAB. INC.****Paid To Same Vendor**

FRU01 - FRUIT GROWERS LAB. II 414287A	10/01/2024	CWRF Analysis	314	0	0	0	314	314
FRU01 - FRUIT GROWERS LAB. II 414288A	10/01/2024	RMWTP Analysis	41	0	0	0	41	41
FRU01 - FRUIT GROWERS LAB. II 414631A	10/01/2024	GAC Analysis	39	0	0	0	39	39
FRU01 - FRUIT GROWERS LAB. II 414741A	10/14/2024	GAC Analysis	63	0	0	0	63	63
FRU01 - FRUIT GROWERS LAB. II 415569A	10/14/2024	GAC Plant Monitoring	39	0	0	0	39	39
FRU01 - FRUIT GROWERS LAB. II 414630A	10/15/2024	GAC Plant Analysis	60	0	0	0	60	60
FRU01 - FRUIT GROWERS LAB. II 414633A	10/16/2024	RMWTP Analysis	41	0	0	0	41	41
FRU01 - FRUIT GROWERS LAB. II 415112A	10/16/2024	Lab Water Analysis	60	0	0	0	60	60
FRU01 - FRUIT GROWERS LAB. II 415113A	10/16/2024	RMWTP Analysis	41	0	0	0	41	41
FRU01 - FRUIT GROWERS LAB. II 413104A	10/24/2024	Outside Lab Work for CWRF A	4663	0	0	0	4663	4663
FRU01 - FRUIT GROWERS LAB. II 414634A	10/24/2024	Round Mountain Outside Lab	41	0	0	0	41	41
FRU01 - FRUIT GROWERS LAB. II 415568A	10/24/2024	Round Mountain Outside Lab	41	0	0	0	41	41
FRU01 - FRUIT GROWERS LAB. II 415676A	10/24/2024	Ground Water Re-Sample	461	0	0	0	461	461
FRU01 - FRUIT GROWERS LAB. II 415971A	10/24/2024	Conejo GAC Plant	39	0	0	0	39	39
FRU01 - FRUIT GROWERS LAB. II 415972A	10/24/2024	Round Mountain Outside Lab	41	0	0	0	41	41
FRU01 - FRUIT GROWERS LAB. II 416182A	10/24/2024	CWRF Outside Labwork	321	0	0	0	321	321
FRU01 - FRUIT GROWERS LAB. II 414286A	10/26/2024	CWRF Analysis	195	0	0	0	195	195
FRU01 - FRUIT GROWERS LAB. II 413929A	10/28/2024	Outside Lab Work	12170	0	0	0	12170	12170
FRU01 - FRUIT GROWERS LAB. II 416084A	10/28/2024	GAC Plant Monitoring	357	0	0	0	357	357
FRU01 - FRUIT GROWERS LAB. II 416415A	10/28/2024	GAC Plant Outside Lab Work	39	0	0	0	39	39
FRU01 - FRUIT GROWERS LAB. II 416903A	10/28/2024	GAC Plant Outside Monitoring	39	0	0	0	39	39
FRU01 - FRUIT GROWERS LAB. II 417434A	10/30/2024	Conejo GAC Outside Lab Worl	39	0	0	0	39	39
FRU01 - FRUIT GROWERS LAB. II 416413A	11/07/2024	RMWTP Analysis	41	0	0	0	41	41
FRU01 - FRUIT GROWERS LAB. II 416414A	11/07/2024	Analysis for Lab	63	0	0	0	63	63
FRU01 - FRUIT GROWERS LAB. II 417732A	11/07/2024	Outside Lab Work.	77	0	0	0	77	77
FRU01 - FRUIT GROWERS LAB. II 416901A	11/08/2024	Outside lab work for Round IV	41	0	0	0	41	41
FRU01 - FRUIT GROWERS LAB. II 416902A	11/08/2024	Outside lab work for Round IV	41	0	0	0	41	41

FRU01 - FRUIT GROWERS LAB. II 417435A	11/12/2024	Chromium 6 Monitoring Outs	200	0	0	0	200	200
FRU01 - FRUIT GROWERS LAB. II 417436A	11/12/2024	Outside Lab Work	220	0	0	0	220	220
FRU01 - FRUIT GROWERS LAB. II 417733A	11/12/2024	Outside Lab Work Conejo GAC	73	0	0	0	73	73
FRU01 - FRUIT GROWERS LAB. II 417320A	11/20/2024	Outside Lab Work	41	0	0	0	41	41
FRU01 - FRUIT GROWERS LAB. II 417815A	11/20/2024	Outside Lab Work	265	0	0	0	265	265
FRU01 - FRUIT GROWERS LAB. II 418106A	11/20/2024	Conejo Gac Outside Lab Work	533	0	0	0	533	533
FRU01 - FRUIT GROWERS LAB. II 418109A	11/20/2024	Outside Lab Work	39	0	0	0	39	39
FRU01 - FRUIT GROWERS LAB. II 418681A	11/21/2024	Outside Lab Work for Conejo	39	0	0	0	39	39
FRU01 - FRUIT GROWERS LAB. II 418108A	11/25/2024	Outside Lab Analysis	63	0	0	0	63	63
FRU01 - FRUIT GROWERS LAB. II 419171A	11/25/2024	Metal Analysis for GAC Plant	950	0	0	0	950	950
FRU01 - FRUIT GROWERS LAB. II 418964A	12/03/2024	Outside Lab Work for the GAC	39	0	0	0	39	39
FRU01 - FRUIT GROWERS LAB. II 418679A	12/04/2024	Outside Lab Work	958	0	0	0	958	958
FRU01 - FRUIT GROWERS LAB. II 418767A	12/09/2024	Disinfection Byproduct Analys	321	0	0	0	321	321
FRU01 - FRUIT GROWERS LAB. II 418768A	12/09/2024	Qtrly CWRF Analysis	260	0	0	0	260	260
FRU01 - FRUIT GROWERS LAB. II 419736A	12/09/2024	Outside Lab Analysis GAC	39	0	0	0	39	39
FRU01 - FRUIT GROWERS LAB. II 416181A	12/10/2024	CWRF Analysis	195	0	0	0	195	195
FRU01 - FRUIT GROWERS LAB. II 419735A	12/26/2024	Outside Lab Work for CWRF	321	0	0	0	321	321
FRU01 - FRUIT GROWERS LAB. II 419737A	12/26/2024	GAC Plant Analysis	357	0	0	0	357	357
FRU01 - FRUIT GROWERS LAB. II 420169A	12/26/2024	GAC Plant Analysis	39	0	0	0	39	39
<b>Total Paid To Same Vendor:</b>			<b>24359</b>	<b>0</b>	<b>0</b>	<b>0</b>	<b>24359</b>	<b>24359</b>
<b>Total FRU01 - FRUIT GROWERS LAB. INC.:</b>			<b>24359</b>	<b>0</b>	<b>0</b>	<b>0</b>	<b>24359</b>	<b>24359</b>
<b>GEI01 - GEIGER ENTERPRISES, INC.</b>								
<b>Paid To Same Vendor</b>								
GEI01 - GEIGER ENTERPRISES, IN 24-1732R	12/03/2024	Materials & Supplies - Genera	1910.57	0	0	0	1910.57	1910.57
GEI01 - GEIGER ENTERPRISES, IN 24-2039	12/30/2024	Materials & Supplies - Fuel- Di	463.13	0	0	0	463.13	463.13
<b>Total Paid To Same Vendor:</b>			<b>2373.7</b>	<b>0</b>	<b>0</b>	<b>0</b>	<b>2373.7</b>	<b>2373.7</b>
<b>Total GEI01 - GEIGER ENTERPRISES, INC.:</b>			<b>2373.7</b>	<b>0</b>	<b>0</b>	<b>0</b>	<b>2373.7</b>	<b>2373.7</b>
<b>GEN06 - GENERAL PUMP COMPANY, INC</b>								
<b>Paid To Same Vendor</b>								
GEN06 - GENERAL PUMP COMP 31553	10/03/2024	Out of scope - remove & reins	5330	0	0	0	5330	5330
GEN06 - GENERAL PUMP COMP 31938	12/04/2024	Motor Removal - Pond Pump	2670	0	0	0	2670	2670
GEN06 - GENERAL PUMP COMP 31965	12/04/2024	CSUCI 4 Removal and Inspecti	31560	0	0	0	31560	31560
GEN06 - GENERAL PUMP COMP 32052	12/30/2024	Motor Installation - Pond Purr	2000	0	0	0	2000	2000
<b>Total Paid To Same Vendor:</b>			<b>41560</b>	<b>0</b>	<b>0</b>	<b>0</b>	<b>41560</b>	<b>41560</b>
<b>Total GEN06 - GENERAL PUMP COMPANY, INC:</b>			<b>41560</b>	<b>0</b>	<b>0</b>	<b>0</b>	<b>41560</b>	<b>41560</b>
<b>GEO06 - GEOSCIENCE SUPPORT SERVICES INC.</b>								
<b>Paid To Same Vendor</b>								
GEO06 - GEOSCIENCE SUPPORT CWD-02-22-06	10/16/2024	New University Well Geohydr	1950	0	0	0	1950	1950
GEO06 - GEOSCIENCE SUPPORT CWD-01-23-09	11/12/2024	Well Asset Management Prog	1761.75	0	0	0	1761.75	1761.75
GEO06 - GEOSCIENCE SUPPORT CWD-01-23-10	12/17/2024	Well Asset Management Prog	2580	0	0	0	2580	2580
<b>Total Paid To Same Vendor:</b>			<b>6291.75</b>	<b>0</b>	<b>0</b>	<b>0</b>	<b>6291.75</b>	<b>6291.75</b>
<b>Total GEO06 - GEOSCIENCE SUPPORT SERVICES INC.:</b>			<b>6291.75</b>	<b>0</b>	<b>0</b>	<b>0</b>	<b>6291.75</b>	<b>6291.75</b>



**GIE01 - GIERLICH-MITCHELL INC****Paid To Same Vendor**

GIE01 - GIERLICH-MITCHELL INC 16728

12/04/2024	CWRF Headworks Bar Screen	365440	0	0	0	365440	365440
<b>Total Paid To Same Vendor:</b>		<b>365440</b>	<b>0</b>	<b>0</b>	<b>0</b>	<b>365440</b>	<b>365440</b>
<b>Total GIE01 - GIERLICH-MITCHELL INC:</b>		<b>365440</b>	<b>0</b>	<b>0</b>	<b>0</b>	<b>365440</b>	<b>365440</b>

**GRE01 - Empower Annuity Ins Co of America****Paid To Same Vendor**

GRE01 - Empower Annuity Ins C	INV0015317	10/03/2024	Deferred Comp 457	150	0	0	0	150	150
GRE01 - Empower Annuity Ins C	INV0015375	10/17/2024	Deferred Comp 457	150	0	0	0	150	150
GRE01 - Empower Annuity Ins C	INV0015429	10/31/2024	Deferred Comp 457	150	0	0	0	150	150
GRE01 - Empower Annuity Ins C	INV0015478	11/14/2024	Deferred Comp 457	150	0	0	0	150	150
GRE01 - Empower Annuity Ins C	INV0015523	11/28/2024	Deferred Comp 457	150	0	0	0	150	150
GRE01 - Empower Annuity Ins C	INV0015587	12/12/2024	Deferred Comp 457	150	0	0	0	150	150
GRE01 - Empower Annuity Ins C	INV0015643	12/26/2024	Deferred Comp 457	150	0	0	0	150	150
<b>Total Paid To Same Vendor:</b>				<b>1050</b>	<b>0</b>	<b>0</b>	<b>0</b>	<b>1050</b>	<b>1050</b>
<b>Total GRE01 - Empower Annuity Ins Co of America:</b>				<b>1050</b>	<b>0</b>	<b>0</b>	<b>0</b>	<b>1050</b>	<b>1050</b>

**HAC01 - HACH COMPANY****Paid To Same Vendor**

HAC01 - HACH COMPANY	14237669	10/28/2024	Annual Hach Analyzer Mainte	18890	0	0	0	18890	18890
HAC01 - HACH COMPANY	14256445	11/26/2024	Repair Parts & Equipment - Cl	650.14	0	0	0	650.14	650.14
HAC01 - HACH COMPANY	14275730	12/03/2024	Repair Parts and Equipment-A	502.89	0	0	0	502.89	502.89
HAC01 - HACH COMPANY	14273479	12/04/2024	Annual Hach Analyzer Mainte	14094	0	0	0	14094	14094
HAC01 - HACH COMPANY	14288258	12/16/2024	Replacement Colorimeters for	1295.7	0	0	0	1295.7	1295.7
HAC01 - HACH COMPANY	1429359	12/16/2024	Small Tools - 2 DR300s	1512.34	0	0	0	1512.34	1512.34
HAC01 - HACH COMPANY	14293893	12/16/2024	Materials & Supplies - Reagen	340.03	0	0	0	340.03	340.03
HAC01 - HACH COMPANY	14295834	12/17/2024	Materials & Supplies - Reagen	214.05	0	0	0	214.05	214.05
HAC01 - HACH COMPANY	14303443	12/30/2024	Materials & Supplies - Reagen	1342.46	0	0	0	1342.46	1342.46
HAC01 - HACH COMPANY	14303444	12/30/2024	Materials & Supplies - Reagen	560.05	0	0	0	560.05	560.05
<b>Total Paid To Same Vendor:</b>				<b>39401.66</b>	<b>0</b>	<b>0</b>	<b>0</b>	<b>39401.66</b>	<b>39401.66</b>
<b>Total HAC01 - HACH COMPANY:</b>				<b>39401.66</b>	<b>0</b>	<b>0</b>	<b>0</b>	<b>39401.66</b>	<b>39401.66</b>

**HEA02 - HealthEquity****Paid To Same Vendor**

HEA02 - HealthEquity	INV0015322	10/03/2024	HSA-Employee Contribution	148.08	0	0	0	148.08	148.08
HEA02 - HealthEquity	INV0015323	10/03/2024	HSA Contributions	50	0	0	0	50	50
HEA02 - HealthEquity	y91yew4	10/15/2024	Consumer Driven Health Pln A	2.95	0	0	0	2.95	2.95
HEA02 - HealthEquity	INV0015381	10/17/2024	HSA-Employee Contribution	148.08	0	0	0	148.08	148.08
HEA02 - HealthEquity	INV0015382	10/17/2024	HSA Contributions	50	0	0	0	50	50
HEA02 - HealthEquity	INV0015434	10/31/2024	HSA-Employee Contribution	148.08	0	0	0	148.08	148.08
HEA02 - HealthEquity	INV0015435	10/31/2024	HSA Contributions	50	0	0	0	50	50
HEA02 - HealthEquity	sym4sxt	11/12/2024	Consumer Driven Health Savir	2.95	0	0	0	2.95	2.95
HEA02 - HealthEquity	INV0015483	11/14/2024	HSA-Employee Contribution	148.08	0	0	0	148.08	148.08
HEA02 - HealthEquity	INV0015484	11/14/2024	HSA Contributions	50	0	0	0	50	50
HEA02 - HealthEquity	INV0015529	11/28/2024	HSA-Employee Contribution	148.08	0	0	0	148.08	148.08
HEA02 - HealthEquity	INV0015530	11/28/2024	HSA Contributions	50	0	0	0	50	50
HEA02 - HealthEquity	yiooc4k	12/09/2024	Consumer Drive Hlth Pln Adm	2.95	0	0	0	2.95	2.95
HEA02 - HealthEquity	INV0015592	12/12/2024	HSA-Employee Contribution	148.08	0	0	0	148.08	148.08
HEA02 - HealthEquity	INV0015593	12/12/2024	HSA Contributions	50	0	0	0	50	50
HEA02 - HealthEquity	INV0015649	12/26/2024	HSA-Employee Contribution	148	0	0	0	148	148
HEA02 - HealthEquity	INV0015650	12/26/2024	HSA Contributions	50	0	0	0	50	50
<b>Total Paid To Same Vendor:</b>				<b>1395.33</b>	<b>0</b>	<b>0</b>	<b>0</b>	<b>1395.33</b>	<b>1395.33</b>
<b>Total HEA02 - HealthEquity:</b>				<b>1395.33</b>	<b>0</b>	<b>0</b>	<b>0</b>	<b>1395.33</b>	<b>1395.33</b>

**HOP02 - HOPKINS GROUNDWATER CONSULTING****Paid To Same Vendor**

HOP02 - HOPKINS GROUNDWA	12028	11/27/2024	Additional Hydrogeological Se	2320	0	0	0	2320	2320
HOP02 - HOPKINS GROUNDWA	12028	11/27/2024	Hydrogeolocial Services for W	1037.5	0	0	0	1037.5	1037.5
HOP02 - HOPKINS GROUNDWA	12028	11/27/2024	Out of Scope Work	4955	0	0	0	4955	4955

<b>Total Paid To Same Vendor:</b>	<b>8312.5</b>	<b>0</b>	<b>0</b>	<b>0</b>	<b>8312.5</b>	<b>8312.5</b>
-----------------------------------	---------------	----------	----------	----------	---------------	---------------

<b>Total HOP02 - HOPKINS GROUNDWATER CONSULTING:</b>	<b>8312.5</b>	<b>0</b>	<b>0</b>	<b>0</b>	<b>8312.5</b>	<b>8312.5</b>
--	---------------	----------	----------	----------	---------------	---------------

**HOS01 - HOSE-MAN, INC.****Paid To Same Vendor**

HOS01 - HOSE-MAN, INC.	00083286	12/04/2024	Replacement Pump Hoses - C	1177	0	0	0	1177	1177
<b>Total Paid To Same Vendor:</b>				<b>1177</b>	<b>0</b>	<b>0</b>	<b>0</b>	<b>1177</b>	<b>1177</b>

<b>Total HOS01 - HOSE-MAN, INC.:</b>	<b>1177</b>	<b>0</b>	<b>0</b>	<b>0</b>	<b>1177</b>	<b>1177</b>
--------------------------------------	-------------	----------	----------	----------	-------------	-------------

**IDE01 - IDEXX LABORATORIES, INC****Paid To Same Vendor**

IDE01 - IDEXX LABORATORIES, II	3164414147	11/22/2024	Idexx Bacteriological Media	1226.77	33.63	88.94	0	1349.34	1349.34
IDE01 - IDEXX LABORATORIES, II	3160759040	12/03/2024	Laboratory Supplies	522.94	0	0	0	522.94	522.94
IDE01 - IDEXX LABORATORIES, II	3165131697	12/09/2024	Lab Supplies	115.95	0	0	0	115.95	115.95

<b>Total Paid To Same Vendor:</b>	<b>1865.66</b>	<b>33.63</b>	<b>88.94</b>	<b>0</b>	<b>1988.23</b>	<b>1988.23</b>
-----------------------------------	----------------	--------------	--------------	----------	----------------	----------------

<b>Total IDE01 - IDEXX LABORATORIES, INC:</b>	<b>1865.66</b>	<b>33.63</b>	<b>88.94</b>	<b>0</b>	<b>1988.23</b>	<b>1988.23</b>
---	----------------	--------------	--------------	----------	----------------	----------------

**INF00 - INFOSEND, INC.****Paid To Same Vendor**

INF00 - INFOSEND, INC.	273361	10/29/2024	Printing & Mailing the Octobe	5487.71	0	0	0	5487.71	5487.71
INF00 - INFOSEND, INC.	275483	11/26/2024	Printing & Mailing of CWD Sta	5159.35	0	0	0	5159.35	5159.35
INF00 - INFOSEND, INC.	277385	12/17/2024	Printing & Mailing December	5831.81	0	0	0	5831.81	5831.81

<b>Total Paid To Same Vendor:</b>	<b>16478.87</b>	<b>0</b>	<b>0</b>	<b>0</b>	<b>16478.87</b>	<b>16478.87</b>
-----------------------------------	-----------------	----------	----------	----------	-----------------	-----------------

<b>Total INF00 - INFOSEND, INC.:</b>	<b>16478.87</b>	<b>0</b>	<b>0</b>	<b>0</b>	<b>16478.87</b>	<b>16478.87</b>
--------------------------------------	-----------------	----------	----------	----------	-----------------	-----------------

**INT03 - INTERA INCORPORATED****Paid To Same Vendor**

INT03 - INTERA INCORPORATED	09-24-112	10/29/2024	Review moedling PV Basin Ox	6465	0	0	0	6465	6465
INT03 - INTERA INCORPORATED	09-24-63	10/29/2024	Pleasant Valley Basin Modelin	2932.05	0	0	0	2932.05	2932.05
INT03 - INTERA INCORPORATED	10-24-114	12/10/2024	Review moedling PV Basin Ox	7165	0	0	0	7165	7165
INT03 - INTERA INCORPORATED	11-24-99	12/17/2024	AS Needed Services for the Of	4810	0	0	0	4810	4810

<b>Total Paid To Same Vendor:</b>	<b>21372.05</b>	<b>0</b>	<b>0</b>	<b>0</b>	<b>21372.05</b>	<b>21372.05</b>
-----------------------------------	-----------------	----------	----------	----------	-----------------	-----------------

<b>Total INT03 - INTERA INCORPORATED:</b>	<b>21372.05</b>	<b>0</b>	<b>0</b>	<b>0</b>	<b>21372.05</b>	<b>21372.05</b>
---	-----------------	----------	----------	----------	-----------------	-----------------

**INV01 - INVOICE CLOUD INC.****Paid To Same Vendor**

INV01 - INVOICE CLOUD INC.	4235-2024-9	10/09/2024	Payment Processing IC & ACH	782.5	0	0	0	782.5	782.5
INV01 - INVOICE CLOUD INC.	4235-2024-10	11/08/2024	Payment Processing IC	860	0	0	0	860	860
INV01 - INVOICE CLOUD INC.	4235-2024-11	12/03/2024	Payment Processing IC	908.25	0	0	0	908.25	908.25

<b>Total Paid To Same Vendor:</b>	<b>2550.75</b>	<b>0</b>	<b>0</b>	<b>0</b>	<b>2550.75</b>	<b>2550.75</b>
-----------------------------------	----------------	----------	----------	----------	----------------	----------------

<b>Total INV01 - INVOICE CLOUD INC.:</b>	<b>2550.75</b>	<b>0</b>	<b>0</b>	<b>0</b>	<b>2550.75</b>	<b>2550.75</b>
--	----------------	----------	----------	----------	----------------	----------------

**J&H01 - J&H Engineering****Paid To Same Vendor**

J&H01 - J&H Engineering	4150	12/18/2024	Leak Repair - 1" Service	8768.97	0	0	0	8768.97	8768.97
J&H01 - J&H Engineering	4149-1	12/30/2024	Leak Repair - Leaking Hydrant	21700	0	0	0	21700	21700
J&H01 - J&H Engineering	4159	12/30/2024	City Required Changes to Fire	4979.63	0	0	0	4979.63	4979.63
<b>Total Paid To Same Vendor:</b>				<b>35448.6</b>	<b>0</b>	<b>0</b>	<b>0</b>	<b>35448.6</b>	<b>35448.6</b>
<b>Total J&amp;H01 - J&amp;H Engineering:</b>				<b>35448.6</b>	<b>0</b>	<b>0</b>	<b>0</b>	<b>35448.6</b>	<b>35448.6</b>

**JAN01 - Janitek Cleaning Solutions-Allstate Cleaning, Inc.****Paid To Same Vendor**

JAN01 - Janitek Cleaning Solutio	54238A	10/15/2024	Cleaning Service - October 20:	1897.1	0	0	0	1897.1	1897.1
JAN01 - Janitek Cleaning Solutio	54520A	10/29/2024	Janitorial Cleaning Service-No	1897.1	0	0	0	1897.1	1897.1
JAN01 - Janitek Cleaning Solutio	54779A	12/03/2024	Janitorial Cleaning Service-De	1897.1	0	0	0	1897.1	1897.1
<b>Total Paid To Same Vendor:</b>				<b>5691.3</b>	<b>0</b>	<b>0</b>	<b>0</b>	<b>5691.3</b>	<b>5691.3</b>
<b>JAN01 - Janitek Cleaning Solutions-Allstate Cleaning, Inc.:</b>				<b>5691.3</b>	<b>0</b>	<b>0</b>	<b>0</b>	<b>5691.3</b>	<b>5691.3</b>

**LAS03 - LASER TONER & COMPUTER SUPPLY, INC****Paid To Same Vendor**

LAS03 - LASER TONER & COMPL	169554	10/16/2024	Toner for O&M Printer	746.46	0	0	0	746.46	746.46
<b>Total Paid To Same Vendor:</b>				<b>746.46</b>	<b>0</b>	<b>0</b>	<b>0</b>	<b>746.46</b>	<b>746.46</b>
<b>Total LAS03 - LASER TONER &amp; COMPUTER SUPPLY, INC:</b>				<b>746.46</b>	<b>0</b>	<b>0</b>	<b>0</b>	<b>746.46</b>	<b>746.46</b>

**LIF02 - LIFE TECHNOLOGIES CORPORATION****Paid To Same Vendor**

LIF02 - LIFE TECHNOLOGIES COF	84998130	10/24/2024	Ion Chromatograph Consumal	342.95	0	0	0	342.95	342.95
LIF02 - LIFE TECHNOLOGIES COF	85153490	10/24/2024	Lab Supplies	158.95	0	0	0	158.95	158.95
LIF02 - LIFE TECHNOLOGIES COF	85320571	10/24/2024	Lab Materials & Supplies	342.95	0	0	0	342.95	342.95
LIF02 - LIFE TECHNOLOGIES COF	85466234	10/24/2024	Ion Chromatograph Replacem	1930.95	0	0	0	1930.95	1930.95
LIF02 - LIFE TECHNOLOGIES COF	85590692	10/24/2024	Ion Chromatograph Replacem	1670	0	0	0	1670	1670
LIF02 - LIFE TECHNOLOGIES COF	86276530	12/09/2024	Lab Supplies	460.95	0	0	0	460.95	460.95
<b>Total Paid To Same Vendor:</b>				<b>4906.75</b>	<b>0</b>	<b>0</b>	<b>0</b>	<b>4906.75</b>	<b>4906.75</b>
<b>Total LIF02 - LIFE TECHNOLOGIES CORPORATION:</b>				<b>4906.75</b>	<b>0</b>	<b>0</b>	<b>0</b>	<b>4906.75</b>	<b>4906.75</b>

**LIN01 - LINDE GAS & EQUIPMENT INC****Paid To Same Vendor**

LIN01 - LINDE GAS & EQUIPMEN	45855017	10/28/2024	Acetylene Gas Cylinders	90.25	0	0	0	90.25	90.25
LIN01 - LINDE GAS & EQUIPMEN	46483685	11/27/2024	Acetylene Gas Cylinders	93.26	0	0	0	93.26	93.26
LIN01 - LINDE GAS & EQUIPMEN	11562260	12/16/2024	Acetylene Gas Cylinders	93.26	0	0	0	93.26	93.26
LIN01 - LINDE GAS & EQUIPMEN	47037611	12/30/2024	Acetylene Gas Cylinders	101.64	0	0	0	101.64	101.64
<b>Total Paid To Same Vendor:</b>				<b>378.41</b>	<b>0</b>	<b>0</b>	<b>0</b>	<b>378.41</b>	<b>378.41</b>
<b>Total LIN01 - LINDE GAS &amp; EQUIPMENT INC:</b>				<b>378.41</b>	<b>0</b>	<b>0</b>	<b>0</b>	<b>378.41</b>	<b>378.41</b>

**LNL01 - LINCOLN FINANCIAL GROUP****Paid To Same Vendor**

LNL01 - LINCOLN FINANCIAL GR	INV0015318	10/03/2024	Deferred Compensation	2849.07	0	0	0	2849.07	2849.07
LNL01 - LINCOLN FINANCIAL GR	INV0015376	10/17/2024	Deferred Compensation	2849.07	0	0	0	2849.07	2849.07
LNL01 - LINCOLN FINANCIAL GR	INV0015430	10/31/2024	Deferred Compensation	2849.07	0	0	0	2849.07	2849.07
LNL01 - LINCOLN FINANCIAL GR	INV0015479	11/14/2024	Deferred Compensation	2849.07	0	0	0	2849.07	2849.07
LNL01 - LINCOLN FINANCIAL GR	INV0015524	11/28/2024	Deferred Compensation	2849.07	0	0	0	2849.07	2849.07
LNL01 - LINCOLN FINANCIAL GR	INV0015588	12/12/2024	Deferred Compensation	2849.07	0	0	0	2849.07	2849.07
LNL01 - LINCOLN FINANCIAL GR	INV0015644	12/26/2024	Deferred Compensation	2649.07	0	0	0	2649.07	2649.07
<b>Total Paid To Same Vendor:</b>				<b>19743.49</b>	<b>0</b>	<b>0</b>	<b>0</b>	<b>19743.49</b>	<b>19743.49</b>
<b>Total LNL01 - LINCOLN FINANCIAL GROUP:</b>				<b>19743.49</b>	<b>0</b>	<b>0</b>	<b>0</b>	<b>19743.49</b>	<b>19743.49</b>

**LOW03 - LOWTHORP RICHARDS, LLP****Paid To Same Vendor**

LOW03 - LOWTHORP RICHARDS	121477	10/15/2024	Legal Service Audit	252	0	0	0	252	252
<b>Total Paid To Same Vendor:</b>				<b>252</b>	<b>0</b>	<b>0</b>	<b>0</b>	<b>252</b>	<b>252</b>
<b>Total LOW03 - LOWTHORP RICHARDS, LLP:</b>				<b>252</b>	<b>0</b>	<b>0</b>	<b>0</b>	<b>252</b>	<b>252</b>

**MAC01 - Mackay Communications, Inc.****Paid To Same Vendor**

MAC01 - Mackay Communicatio	SB-202408-101082	10/14/2024	Mackay Satellite Phone Annui	1301.11	0	0	0	1301.11	1301.11
MAC01 - Mackay Communicatio	SB-202408-101440	10/14/2024	Mackay Satellite Phone Annui	474.3	0	0	0	474.3	474.3
MAC01 - Mackay Communicatio	SB-202409-103919	10/28/2024	Satellite Phones	3.98	0	0	0	3.98	3.98
<b>Total Paid To Same Vendor:</b>				<b>1779.39</b>	<b>0</b>	<b>0</b>	<b>0</b>	<b>1779.39</b>	<b>1779.39</b>
<b>Total MAC01 - Mackay Communications, Inc.:</b>				<b>1779.39</b>	<b>0</b>	<b>0</b>	<b>0</b>	<b>1779.39</b>	<b>1779.39</b>

**MCC02 - MCCALL'S METER SALES & SERVICE****Paid To Same Vendor**

MCC02 - MCCALL'S METER SALE	37038	11/20/2024	Field Meter Test	490	0	0	0	490	490
<b>Total Paid To Same Vendor:</b>				<b>490</b>	<b>0</b>	<b>0</b>	<b>0</b>	<b>490</b>	<b>490</b>
<b>Total MCC02 - MCCALL'S METER SALES &amp; SERVICE:</b>				<b>490</b>	<b>0</b>	<b>0</b>	<b>0</b>	<b>490</b>	<b>490</b>

**MCM01 - McMASTER-CARR SUPPLY CO****Paid To Same Vendor**

MCM01 - McMASTER-CARR SUF	33963451	10/01/2024	Materials & Supplies - Conduit	862.7	0	0	0	862.7	862.7
MCM01 - McMASTER-CARR SUF	37038	10/28/2024	Field Meter Test	490	0	0	0	490	490
<b>Total Paid To Same Vendor:</b>				<b>1352.7</b>	<b>0</b>	<b>0</b>	<b>0</b>	<b>1352.7</b>	<b>1352.7</b>
<b>Total MCM01 - McMASTER-CARR SUPPLY CO:</b>				<b>1352.7</b>	<b>0</b>	<b>0</b>	<b>0</b>	<b>1352.7</b>	<b>1352.7</b>

**MKN01 - MICHAEL K. NUNLEY & ASSOCIATES, INC.****Paid To Same Vendor**

MKN01 - MICHAEL K. NUNLEY &	001050000658	10/15/2024	Consultant Services - Rehab S	7094.5	0	0	0	7094.5	7094.5
MKN01 - MICHAEL K. NUNLEY &	001050000908	11/12/2024	Consultant Services - Rehab S	6970.15	0	0	0	6970.15	6970.15
MKN01 - MICHAEL K. NUNLEY &	001050001077	12/17/2024	Consultant Services - Rehab S	16583.5	0	0	0	16583.5	16583.5
<b>Total Paid To Same Vendor:</b>				<b>30648.15</b>	<b>0</b>	<b>0</b>	<b>0</b>	<b>30648.15</b>	<b>30648.15</b>
<b>Total MKN01 - MICHAEL K. NUNLEY &amp; ASSOCIATES, INC.:</b>				<b>30648.15</b>	<b>0</b>	<b>0</b>	<b>0</b>	<b>30648.15</b>	<b>30648.15</b>

**MNS01 - MNS ENGINEERS, INC.****Paid To Same Vendor**

MNS01 - MNS ENGINEERS, INC.	87320-R1	10/02/2024	Out of Scope Svc - Eng Svc Du	12193.75	0	0	0	12193.75	12193.75
MNS01 - MNS ENGINEERS, INC.	87576	10/15/2024	Out of Scope Svc - Eng Svc Du	5668.75	0	0	0	5668.75	5668.75
MNS01 - MNS ENGINEERS, INC.	87859	11/12/2024	Out of Scope Svc - Eng Svc Du	5061.25	0	0	0	5061.25	5061.25
MNS01 - MNS ENGINEERS, INC.	88141	11/27/2024	Out of Scope Svc - Eng Svc Du	9714.94	0	0	0	9714.94	9714.94
<b>Total Paid To Same Vendor:</b>				<b>32638.69</b>	<b>0</b>	<b>0</b>	<b>0</b>	<b>32638.69</b>	<b>32638.69</b>
<b>Total MNS01 - MNS ENGINEERS, INC.:</b>				<b>32638.69</b>	<b>0</b>	<b>0</b>	<b>0</b>	<b>32638.69</b>	<b>32638.69</b>

**MOL01 - GRAHAM MOLAND****Paid To Same Vendor**

MOL01 - GRAHAM MOLAND	Tuition Reimb-Graham M	12/06/2024	Tuition Reimbursement MPP#	1500	0	0	0	1500	1500
<b>Total Paid To Same Vendor:</b>				<b>1500</b>	<b>0</b>	<b>0</b>	<b>0</b>	<b>1500</b>	<b>1500</b>
<b>Total MOL01 - GRAHAM MOLAND:</b>				<b>1500</b>	<b>0</b>	<b>0</b>	<b>0</b>	<b>1500</b>	<b>1500</b>

**NBS01 - NBS GOVERNMENT FINANCE GROUP****Paid To Same Vendor**

NBS01 - NBS GOVERNMENT FIN	202412-3731	12/18/2024	Develop In-Lieu Fees for Mitig	2000	0	0	0	2000	2000
<b>Total Paid To Same Vendor:</b>				<b>2000</b>	<b>0</b>	<b>0</b>	<b>0</b>	<b>2000</b>	<b>2000</b>
<b>Total NBS01 - NBS GOVERNMENT FINANCE GROUP:</b>				<b>2000</b>	<b>0</b>	<b>0</b>	<b>0</b>	<b>2000</b>	<b>2000</b>

**NOR07 - NORTHSTAR CHEMICAL****Paid To Same Vendor**

NOR07 - NORTHSTAR CHEMICAL	294880	10/15/2024	Chemicals (Chlorine)-Woodc	4014.47	0	0	0	4014.47	4014.47
NOR07 - NORTHSTAR CHEMICAL	295654	10/28/2024	Chemicals (Chlorine) -RMWTP	3893.46	0	0	0	3893.46	3893.46
NOR07 - NORTHSTAR CHEMICAL	295655	10/28/2024	Chemicals (Chlorine) -Tierra R	1724.5	0	0	0	1724.5	1724.5
NOR07 - NORTHSTAR CHEMICAL	297370	11/12/2024	Chemicals (Bleach) - Woodcre	4669.66	0	0	0	4669.66	4669.66
NOR07 - NORTHSTAR CHEMICAL	299396	12/16/2024	Chemicals (Chlorine) - Conejo	4984.88	0	0	0	4984.88	4984.88
NOR07 - NORTHSTAR CHEMICAL	299397	12/16/2024	Chemicals (Chlorine) - Tierra F	1080.95	0	0	0	1080.95	1080.95
NOR07 - NORTHSTAR CHEMICAL	299398	12/16/2024	Chemicals (Chlorine) - Lynnwc	3408.51	0	0	0	3408.51	3408.51
<b>Total Paid To Same Vendor:</b>				<b>23776.43</b>	<b>0</b>	<b>0</b>	<b>0</b>	<b>23776.43</b>	<b>23776.43</b>
<b>Total NOR07 - NORTHSTAR CHEMICAL:</b>				<b>23776.43</b>	<b>0</b>	<b>0</b>	<b>0</b>	<b>23776.43</b>	<b>23776.43</b>

**OCC01 - OCCU-MED, LTD.****Paid To Same Vendor**

OCC01 - OCCU-MED, LTD.	11247110a	11/13/2024	New Hire Physical (BS)	504.2	0	0	0	504.2	504.2
<b>Total Paid To Same Vendor:</b>				<b>504.2</b>	<b>0</b>	<b>0</b>	<b>0</b>	<b>504.2</b>	<b>504.2</b>
<b>Total OCC01 - OCCU-MED, LTD.:</b>				<b>504.2</b>	<b>0</b>	<b>0</b>	<b>0</b>	<b>504.2</b>	<b>504.2</b>

**OCC02 - Occupational Health Centers of California, A Medi****Paid To Same Vendor**

OCC02 - Occupational Health Ce	84649507	10/29/2024	DOT Physical (KW)	129	0	0	0	129	129
<b>Total Paid To Same Vendor:</b>				<b>129</b>	<b>0</b>	<b>0</b>	<b>0</b>	<b>129</b>	<b>129</b>
<b>Occupational Health Centers of California, A Medical Corp:</b>				<b>129</b>	<b>0</b>	<b>0</b>	<b>0</b>	<b>129</b>	<b>129</b>

**OLI01 - OLIN CORP-CHLOR ALKALI****Paid To Same Vendor**

OLI01 - OLIN CORP-CHLOR ALKA	900490752	11/27/2024	Chemicals Hypochlorite-CWRf	11330.6	0	0	0	11330.6	11330.6
<b>Total Paid To Same Vendor:</b>				<b>11330.6</b>	<b>0</b>	<b>0</b>	<b>0</b>	<b>11330.6</b>	<b>11330.6</b>
<b>Total OLI01 - OLIN CORP-CHLOR ALKALI:</b>				<b>11330.6</b>	<b>0</b>	<b>0</b>	<b>0</b>	<b>11330.6</b>	<b>11330.6</b>

**PAC14 - PACIFIC HYDROTECH CORP****Paid To Same Vendor**

PAC14 - PACIFIC HYDROTECH CC	Pymt-2 - C2412	10/29/2024	Construction - Solids Dewater	73350	0	0	0	73350	73350
PAC14 - PACIFIC HYDROTECH CC	Retention -Pymt1	10/30/2024	Retention from Pymt 1	-14870	0	0	0	-14870	-14870
PAC14 - PACIFIC HYDROTECH CC	Retention Pymt2	10/30/2024	Retention Pymt 2 - Project -C2	-3667.5	0	0	0	-3667.5	-3667.5
PAC14 - PACIFIC HYDROTECH CC	Retention-Pymt1	10/30/2024	Construction - Solids Dewater	14870	0	0	0	14870	14870
PAC14 - PACIFIC HYDROTECH CC	Pymt 3 -Poject C2412-Soli	11/07/2024	Construction - Solids Dewater	203400	0	0	0	203400	203400
PAC14 - PACIFIC HYDROTECH CC	Retention-Pymt3	11/07/2024	Retention on Pymt 3 (Project	-10170	0	0	0	-10170	-10170
PAC14 - PACIFIC HYDROTECH CC	Pymt4-Rev1-C2412	12/17/2024	Construction - Solids Dewater	640200	0	0	0	640200	640200
PAC14 - PACIFIC HYDROTECH CC	Reternrtion-Pymt4-C2412	12/17/2024	Retention from Pymt4-Rev1 P	-32010	0	0	0	-32010	-32010
<b>Total Paid To Same Vendor:</b>				<b>871102.5</b>	<b>0</b>	<b>0</b>	<b>0</b>	<b>871102.5</b>	<b>871102.5</b>
<b>Total PAC14 - PACIFIC HYDROTECH CORP:</b>				<b>871102.5</b>	<b>0</b>	<b>0</b>	<b>0</b>	<b>871102.5</b>	<b>871102.5</b>

**PER01 - PUBLIC EMPLOYEES**
**Paid To Same Vendor**

PER01 - PUBLIC EMPLOYEES	INV0015320	10/03/2024	PERS-Classic Employee Portion	147.09	0	0	0	147.09	147.09
PER01 - PUBLIC EMPLOYEES	INV0015321	10/03/2024	PERS-Classic Employer Portion	249.33	0	0	0	249.33	249.33
PER01 - PUBLIC EMPLOYEES	INV0015324	10/03/2024	PERS-Classic Employee Portion	2101.13	0	0	0	2101.13	2101.13
PER01 - PUBLIC EMPLOYEES	INV0015325	10/03/2024	PERS Survivors	26.04	0	0	0	26.04	26.04
PER01 - PUBLIC EMPLOYEES	INV0015326	10/03/2024	Employee-PERS Classic	2801.49	0	0	0	2801.49	2801.49
PER01 - PUBLIC EMPLOYEES	INV0015327	10/03/2024	PERS-Classic Employer Portion	10042.73	0	0	0	10042.73	10042.73
PER01 - PUBLIC EMPLOYEES	INV0015328	10/03/2024	Employee-PERS Classic	1014.83	0	0	0	1014.83	1014.83
PER01 - PUBLIC EMPLOYEES	INV0015329	10/03/2024	Employer-PERS New	4155.18	0	0	0	4155.18	4155.18
PER01 - PUBLIC EMPLOYEES	INV0015330	10/03/2024	Employee-PERS New	4091.82	0	0	0	4091.82	4091.82
PER01 - PUBLIC EMPLOYEES	INV0015379	10/17/2024	PERS-Classic Employee Portion	145.3	0	0	0	145.3	145.3
PER01 - PUBLIC EMPLOYEES	INV0015380	10/17/2024	PERS-Classic Employer Portion	246.29	0	0	0	246.29	246.29
PER01 - PUBLIC EMPLOYEES	INV0015388	10/17/2024	PERS-Classic Employee Portion	2075.57	0	0	0	2075.57	2075.57
PER01 - PUBLIC EMPLOYEES	INV0015389	10/17/2024	PERS Survivors	26.04	0	0	0	26.04	26.04
PER01 - PUBLIC EMPLOYEES	INV0015390	10/17/2024	Employee-PERS Classic	2767.41	0	0	0	2767.41	2767.41
PER01 - PUBLIC EMPLOYEES	INV0015391	10/17/2024	PERS-Classic Employer Portion	9848.84	0	0	0	9848.84	9848.84
PER01 - PUBLIC EMPLOYEES	INV0015392	10/17/2024	Employee-PERS Classic	960.23	0	0	0	960.23	960.23
PER01 - PUBLIC EMPLOYEES	INV0015393	10/17/2024	Employer-PERS New	3797.24	0	0	0	3797.24	3797.24
PER01 - PUBLIC EMPLOYEES	INV0015394	10/17/2024	Employee-PERS New	3739.28	0	0	0	3739.28	3739.28
PER01 - PUBLIC EMPLOYEES	INV0015432	10/31/2024	PERS-Classic Employee Portion	145.3	0	0	0	145.3	145.3
PER01 - PUBLIC EMPLOYEES	INV0015433	10/31/2024	PERS-Classic Employer Portion	246.29	0	0	0	246.29	246.29
PER01 - PUBLIC EMPLOYEES	INV0015436	10/31/2024	PERS-Classic Employee Portion	2075.57	0	0	0	2075.57	2075.57
PER01 - PUBLIC EMPLOYEES	INV0015437	10/31/2024	PERS Survivors	26.04	0	0	0	26.04	26.04
PER01 - PUBLIC EMPLOYEES	INV0015438	10/31/2024	Employee-PERS Classic	2767.41	0	0	0	2767.41	2767.41
PER01 - PUBLIC EMPLOYEES	INV0015439	10/31/2024	PERS-Classic Employer Portion	9848.84	0	0	0	9848.84	9848.84
PER01 - PUBLIC EMPLOYEES	INV0015440	10/31/2024	Employee-PERS Classic	960.23	0	0	0	960.23	960.23
PER01 - PUBLIC EMPLOYEES	INV0015441	10/31/2024	Employer-PERS New	3118.62	0	0	0	3118.62	3118.62
PER01 - PUBLIC EMPLOYEES	INV0015442	10/31/2024	Employee-PERS New	3071.06	0	0	0	3071.06	3071.06
PER01 - PUBLIC EMPLOYEES	INV0015464	11/08/2024	PERS Survivors	0.93	0	0	0	0.93	0.93
PER01 - PUBLIC EMPLOYEES	INV0015465	11/08/2024	Employer-PERS New	592.94	0	0	0	592.94	592.94
PER01 - PUBLIC EMPLOYEES	INV0015466	11/08/2024	Employee-PERS New	583.9	0	0	0	583.9	583.9
PER01 - PUBLIC EMPLOYEES	INV0015481	11/14/2024	PERS-Classic Employee Portion	145.3	0	0	0	145.3	145.3
PER01 - PUBLIC EMPLOYEES	INV0015482	11/14/2024	PERS-Classic Employer Portion	246.29	0	0	0	246.29	246.29
PER01 - PUBLIC EMPLOYEES	INV0015486	11/14/2024	PERS-Classic Employee Portion	2075.57	0	0	0	2075.57	2075.57
PER01 - PUBLIC EMPLOYEES	INV0015487	11/14/2024	PERS Survivors	26.04	0	0	0	26.04	26.04
PER01 - PUBLIC EMPLOYEES	INV0015488	11/14/2024	Employee-PERS Classic	2767.41	0	0	0	2767.41	2767.41
PER01 - PUBLIC EMPLOYEES	INV0015489	11/14/2024	PERS-Classic Employer Portion	9848.84	0	0	0	9848.84	9848.84
PER01 - PUBLIC EMPLOYEES	INV0015490	11/14/2024	Employee-PERS Classic	960.23	0	0	0	960.23	960.23
PER01 - PUBLIC EMPLOYEES	INV0015491	11/14/2024	Employer-PERS New	2939.69	0	0	0	2939.69	2939.69
PER01 - PUBLIC EMPLOYEES	INV0015492	11/14/2024	Employee-PERS New	2894.84	0	0	0	2894.84	2894.84
PER01 - PUBLIC EMPLOYEES	INV0015527	11/28/2024	PERS-Classic Employee Portion	145.3	0	0	0	145.3	145.3
PER01 - PUBLIC EMPLOYEES	INV0015528	11/28/2024	PERS-Classic Employer Portion	246.29	0	0	0	246.29	246.29
PER01 - PUBLIC EMPLOYEES	INV0015536	11/28/2024	PERS-Classic Employee Portion	2075.57	0	0	0	2075.57	2075.57
PER01 - PUBLIC EMPLOYEES	INV0015537	11/28/2024	PERS Survivors	26.04	0	0	0	26.04	26.04
PER01 - PUBLIC EMPLOYEES	INV0015538	11/28/2024	Employee-PERS Classic	2767.41	0	0	0	2767.41	2767.41
PER01 - PUBLIC EMPLOYEES	INV0015539	11/28/2024	PERS-Classic Employer Portion	9848.84	0	0	0	9848.84	9848.84
PER01 - PUBLIC EMPLOYEES	INV0015540	11/28/2024	Employee-PERS Classic	960.23	0	0	0	960.23	960.23
PER01 - PUBLIC EMPLOYEES	INV0015541	11/28/2024	Employer-PERS New	2928.53	0	0	0	2928.53	2928.53
PER01 - PUBLIC EMPLOYEES	INV0015542	11/28/2024	Employee-PERS New	2883.86	0	0	0	2883.86	2883.86
PER01 - PUBLIC EMPLOYEES	INV0015590	12/12/2024	PERS-Classic Employee Portion	152.51	0	0	0	152.51	152.51
PER01 - PUBLIC EMPLOYEES	INV0015591	12/12/2024	PERS-Classic Employer Portion	258.5	0	0	0	258.5	258.5
PER01 - PUBLIC EMPLOYEES	INV0015594	12/12/2024	PERS-Classic Employee Portion	2178.53	0	0	0	2178.53	2178.53
PER01 - PUBLIC EMPLOYEES	INV0015595	12/12/2024	PERS Survivors	26.04	0	0	0	26.04	26.04
PER01 - PUBLIC EMPLOYEES	INV0015596	12/12/2024	Employee-PERS Classic	2904.69	0	0	0	2904.69	2904.69
PER01 - PUBLIC EMPLOYEES	INV0015597	12/12/2024	PERS-Classic Employer Portion	10256.57	0	0	0	10256.57	10256.57
PER01 - PUBLIC EMPLOYEES	INV0015598	12/12/2024	Employee-PERS Classic	960.23	0	0	0	960.23	960.23
PER01 - PUBLIC EMPLOYEES	INV0015599	12/12/2024	Employer-PERS New	2929.54	0	0	0	2929.54	2929.54
PER01 - PUBLIC EMPLOYEES	INV0015600	12/12/2024	Employee-PERS New	2884.85	0	0	0	2884.85	2884.85

PER01 - PUBLIC EMPLOYEES	UAL_AD_P_Classic_121620	12/16/2024	UAL Additional Discretionary I	1597400	0	0	0	1597400	1597400
PER01 - PUBLIC EMPLOYEES	UAL_AD_PEPRA_121620	12/16/2024	UAL Additional Discretionary I	32600	0	0	0	32600	32600
PER01 - PUBLIC EMPLOYEES	INV0015647	12/26/2024	PERS-Classic Employee Portion	145.96	0	0	0	145.96	145.96
PER01 - PUBLIC EMPLOYEES	INV0015648	12/26/2024	PERS-Classic Employer Portion	247.4	0	0	0	247.4	247.4
PER01 - PUBLIC EMPLOYEES	INV0015655	12/26/2024	PERS-Classic Employee Portion	2084.93	0	0	0	2084.93	2084.93
PER01 - PUBLIC EMPLOYEES	INV0015656	12/26/2024	PERS Survivors	26.04	0	0	0	26.04	26.04
PER01 - PUBLIC EMPLOYEES	INV0015657	12/26/2024	Employee-PERS Classic	2779.89	0	0	0	2779.89	2779.89
PER01 - PUBLIC EMPLOYEES	INV0015658	12/26/2024	PERS-Classic Employer Portion	9885.91	0	0	0	9885.91	9885.91
PER01 - PUBLIC EMPLOYEES	INV0015659	12/26/2024	Employee-PERS Classic	960.23	0	0	0	960.23	960.23
PER01 - PUBLIC EMPLOYEES	INV0015660	12/26/2024	Employer-PERS New	2948.82	0	0	0	2948.82	2948.82
PER01 - PUBLIC EMPLOYEES	INV0015661	12/26/2024	Employee-PERS New	2903.83	0	0	0	2903.83	2903.83
<b>Total Paid To Same Vendor:</b>				<b>1789993.72</b>	<b>0</b>	<b>0</b>	<b>0</b>	<b>1789993.72</b>	<b>1789993.72</b>
<b>Total PER01 - PUBLIC EMPLOYEES:</b>				<b>1789993.72</b>	<b>0</b>	<b>0</b>	<b>0</b>	<b>1789993.72</b>	<b>1789993.72</b>

#### PER05 - CAL PERS 457 PLAN

<b>Paid To Same Vendor</b>									
PER05 - CAL PERS 457 PLAN	INV0015315	10/03/2024	Deferred Compensation	1130.13	0	0	0	1130.13	1130.13
PER05 - CAL PERS 457 PLAN	INV0015316	10/03/2024	Deferred Compensation	4625	0	0	0	4625	4625
PER05 - CAL PERS 457 PLAN	INV0015319	10/03/2024	Deferred Compensation	504.32	0	0	0	504.32	504.32
PER05 - CAL PERS 457 PLAN	INV0015373	10/17/2024	Deferred Compensation	1130.13	0	0	0	1130.13	1130.13
PER05 - CAL PERS 457 PLAN	INV0015374	10/17/2024	Deferred Compensation	4625	0	0	0	4625	4625
PER05 - CAL PERS 457 PLAN	INV0015377	10/17/2024	Deferred Compensation	465.12	0	0	0	465.12	465.12
PER05 - CAL PERS 457 PLAN	INV0015427	10/31/2024	Deferred Compensation	1130.13	0	0	0	1130.13	1130.13
PER05 - CAL PERS 457 PLAN	INV0015428	10/31/2024	Deferred Compensation	3125	0	0	0	3125	3125
PER05 - CAL PERS 457 PLAN	INV0015431	10/31/2024	Deferred Compensation	465.12	0	0	0	465.12	465.12
PER05 - CAL PERS 457 PLAN	INV0015463	11/08/2024	Deferred Compensation	3267.21	0	0	0	3267.21	3267.21
PER05 - CAL PERS 457 PLAN	INV0015477	11/14/2024	Deferred Compensation	4625	0	0	0	4625	4625
PER05 - CAL PERS 457 PLAN	INV0015480	11/14/2024	Deferred Compensation	465.12	0	0	0	465.12	465.12
PER05 - CAL PERS 457 PLAN	INV0015522	11/28/2024	Deferred Compensation	3125	0	0	0	3125	3125
PER05 - CAL PERS 457 PLAN	INV0015525	11/28/2024	Deferred Compensation	465.12	0	0	0	465.12	465.12
PER05 - CAL PERS 457 PLAN	INV0015586	12/12/2024	Deferred Compensation	3125	0	0	0	3125	3125
PER05 - CAL PERS 457 PLAN	INV0015589	12/12/2024	Deferred Compensation	465.12	0	0	0	465.12	465.12
PER05 - CAL PERS 457 PLAN	INV0015642	12/26/2024	Deferred Compensation	3125	0	0	0	3125	3125
PER05 - CAL PERS 457 PLAN	INV0015645	12/26/2024	Deferred Compensation	465.12	0	0	0	465.12	465.12
<b>Total Paid To Same Vendor:</b>				<b>36327.64</b>	<b>0</b>	<b>0</b>	<b>0</b>	<b>36327.64</b>	<b>36327.64</b>
<b>Total PER05 - CAL PERS 457 PLAN:</b>				<b>36327.64</b>	<b>0</b>	<b>0</b>	<b>0</b>	<b>36327.64</b>	<b>36327.64</b>

#### PLE01 - PLEASANT VALLEY RECREATION AND PARK DISTRICT

<b>Paid To Same Vendor</b>									
PLE01 - PLEASANT VALLEY RECR	25735778	10/01/2024	Pleasant Valley P&R Fee	100	0	0	0	100	100
<b>Total Paid To Same Vendor:</b>				<b>100</b>	<b>0</b>	<b>0</b>	<b>0</b>	<b>100</b>	<b>100</b>
<b>E01 - PLEASANT VALLEY RECREATION AND PARK DISTRICT:</b>				<b>100</b>	<b>0</b>	<b>0</b>	<b>0</b>	<b>100</b>	<b>100</b>

#### POL03 - POLLARDWATER

<b>Paid To Same Vendor</b>									
POL03 - POLLARDWATER	0274607	11/12/2024	Repair Parts and Equipment-M	807.16	0	0	0	807.16	807.16
<b>Total Paid To Same Vendor:</b>				<b>807.16</b>	<b>0</b>	<b>0</b>	<b>0</b>	<b>807.16</b>	<b>807.16</b>
<b>Total POL03 - POLLARDWATER:</b>				<b>807.16</b>	<b>0</b>	<b>0</b>	<b>0</b>	<b>807.16</b>	<b>807.16</b>

**PUR01 - PURETEC INDUSTRIAL WATER****Paid To Same Vendor**

PUR01 - PURETEC INDUSTRIAL V	2210906	10/01/2024	Chemicals (ANTISCALANT) R	18018.26	0	0	0	18018.26	18018.26
PUR01 - PURETEC INDUSTRIAL V	2210907	10/01/2024	Chemicals (Bisulfite) - RMWTF	19800.52	0	0	0	19800.52	19800.52
PUR01 - PURETEC INDUSTRIAL V	2213364	10/15/2024	Deionized Water Service	86.79	0	0	0	86.79	86.79
PUR01 - PURETEC INDUSTRIAL V	2222906	11/12/2024	Deionized Water Service	90.42	0	0	0	90.42	90.42
<b>Total Paid To Same Vendor:</b>				<b>37995.99</b>	<b>0</b>	<b>0</b>	<b>0</b>	<b>37995.99</b>	<b>37995.99</b>
<b>Total PUR01 - PURETEC INDUSTRIAL WATER:</b>				<b>37995.99</b>	<b>0</b>	<b>0</b>	<b>0</b>	<b>37995.99</b>	<b>37995.99</b>

**QUA02 - QUADIENT LEASING USA, INC.****Paid To Same Vendor**

QUA02 - QUADIENT LEASING US	Q1631467	12/17/2024	Postal Meter Rental 1/10/25 t	551.81	0	0	0	551.81	551.81
<b>Total Paid To Same Vendor:</b>				<b>551.81</b>	<b>0</b>	<b>0</b>	<b>0</b>	<b>551.81</b>	<b>551.81</b>
<b>Total QUA02 - QUADIENT LEASING USA, INC.:</b>				<b>551.81</b>	<b>0</b>	<b>0</b>	<b>0</b>	<b>551.81</b>	<b>551.81</b>

**QUA06 - QUALITY AG, INC****Paid To Same Vendor**

QUA06 - QUALITY AG, INC	121238	10/29/2024	CWRF pond and fence clearing	6532	0	0	0	6532	6532
QUA06 - QUALITY AG, INC	121250	10/29/2024	Pond Clean Out	2566	0	0	0	2566	2566
<b>Total Paid To Same Vendor:</b>				<b>9098</b>	<b>0</b>	<b>0</b>	<b>0</b>	<b>9098</b>	<b>9098</b>
<b>Total QUA06 - QUALITY AG, INC:</b>				<b>9098</b>	<b>0</b>	<b>0</b>	<b>0</b>	<b>9098</b>	<b>9098</b>

**QUI02 - QUINN COMPANY****Paid To Same Vendor**

QUI02 - QUINN COMPANY	PC010451778	10/28/2024	Material & Supplies - CAT Key	84.23	0	0	0	84.23	84.23
QUI02 - QUINN COMPANY	WON10023448	10/29/2024	Generator Maintenance - XQ2	699.58	0	0	0	699.58	699.58
QUI02 - QUINN COMPANY	WON10023592	12/04/2024	Generator Repair Hydro 4C	3762.04	0	0	0	3762.04	3762.04
<b>Total Paid To Same Vendor:</b>				<b>4545.85</b>	<b>0</b>	<b>0</b>	<b>0</b>	<b>4545.85</b>	<b>4545.85</b>
<b>Total QUI02 - QUINN COMPANY:</b>				<b>4545.85</b>	<b>0</b>	<b>0</b>	<b>0</b>	<b>4545.85</b>	<b>4545.85</b>

**R&B01 - R&B AUTOMATION, INC.****Paid To Same Vendor**

R&B01 - R&B AUTOMATION, INC	10150189	10/15/2024	New 8" Fairbanks Influent Pur	83138.99	0	0	0	83138.99	83138.99
<b>Total Paid To Same Vendor:</b>				<b>83138.99</b>	<b>0</b>	<b>0</b>	<b>0</b>	<b>83138.99</b>	<b>83138.99</b>
<b>Total R&amp;B01 - R&amp;B AUTOMATION, INC.:</b>				<b>83138.99</b>	<b>0</b>	<b>0</b>	<b>0</b>	<b>83138.99</b>	<b>83138.99</b>

**RAY05 - RAYCO SECURITY LOSS PREVENTION****Paid To Same Vendor**

RAY05 - RAYCO SECURITY LOSS I	38971	12/03/2024	Alarm Service	276	0	0	0	276	276
RAY05 - RAYCO SECURITY LOSS I	38996	12/30/2024	Alarm Service	1048.79	0	0	0	1048.79	1048.79
<b>Total Paid To Same Vendor:</b>				<b>1324.79</b>	<b>0</b>	<b>0</b>	<b>0</b>	<b>1324.79</b>	<b>1324.79</b>
<b>Total RAY05 - RAYCO SECURITY LOSS PREVENTION:</b>				<b>1324.79</b>	<b>0</b>	<b>0</b>	<b>0</b>	<b>1324.79</b>	<b>1324.79</b>

**RFS01 - LINCOLN FINANCIAL GROUP****Paid To Same Vendor**

RFS01 - LINCOLN FINANCIAL GR	INV0015331	10/03/2024	Profit Share Contribution	3479.47	0	0	0	3479.47	3479.47
RFS01 - LINCOLN FINANCIAL GR	INV0015395	10/17/2024	Profit Share Contribution	3479.47	0	0	0	3479.47	3479.47
RFS01 - LINCOLN FINANCIAL GR	INV0015443	10/31/2024	Profit Share Contribution	3479.47	0	0	0	3479.47	3479.47
RFS01 - LINCOLN FINANCIAL GR	INV0015467	11/08/2024	Profit Share Contribution	376.71	0	0	0	376.71	376.71
RFS01 - LINCOLN FINANCIAL GR	INV0015493	11/14/2024	Profit Share Contribution	3102.76	0	0	0	3102.76	3102.76
RFS01 - LINCOLN FINANCIAL GR	INV0015543	11/28/2024	Profit Share Contribution	3102.76	0	0	0	3102.76	3102.76
RFS01 - LINCOLN FINANCIAL GR	INV0015601	12/12/2024	Profit Share Contribution	3102.76	0	0	0	3102.76	3102.76
RFS01 - LINCOLN FINANCIAL GR	INV0015662	12/26/2024	Profit Share Contribution	3102.76	0	0	0	3102.76	3102.76
<b>Total Paid To Same Vendor:</b>				<b>23226.16</b>	<b>0</b>	<b>0</b>	<b>0</b>	<b>23226.16</b>	<b>23226.16</b>
<b>Total RFS01 - LINCOLN FINANCIAL GROUP:</b>				<b>23226.16</b>	<b>0</b>	<b>0</b>	<b>0</b>	<b>23226.16</b>	<b>23226.16</b>



**ROV01 - THE ROVISYS COMPANY****Paid To Same Vendor**

ROV01 - THE ROVISYS COMPAN	97927	11/12/2024	Engineering - Replacement of	24480	0	0	0	24480	24480
ROV01 - THE ROVISYS COMPAN	98637	12/17/2024	Engineering - Replacement of	33552	0	0	0	33552	33552
<b>Total Paid To Same Vendor:</b>				<b>58032</b>	<b>0</b>	<b>0</b>	<b>0</b>	<b>58032</b>	<b>58032</b>
<b>Total ROV01 - THE ROVISYS COMPANY:</b>				<b>58032</b>	<b>0</b>	<b>0</b>	<b>0</b>	<b>58032</b>	<b>58032</b>

**ROY03 - ROYAL INDUSTRIAL SOLUTIONS****Paid To Same Vendor**

ROY03 - ROYAL INDUSTRIAL SOL	9009-1051729	10/15/2024	Materials & Supplies - Condui	168.05	0	0	0	168.05	168.05
ROY03 - ROYAL INDUSTRIAL SOL	9009-1052155	10/28/2024	Materials & Supplies - Signal C	586.68	0	0	0	586.68	586.68
ROY03 - ROYAL INDUSTRIAL SOL	9009-1051642	10/30/2024	Replacement CWRf Influent V	9738.13	0	0	0	9738.13	9738.13
ROY03 - ROYAL INDUSTRIAL SOL	9009-1052006	10/30/2024	Replacement CWRf Influent V	9738.13	0	0	0	9738.13	9738.13
ROY03 - ROYAL INDUSTRIAL SOL	9009-1052616	11/12/2024	Replacement HIM Mount for i	942.92	0	0	0	942.92	942.92
ROY03 - ROYAL INDUSTRIAL SOL	9009-1052550	11/13/2024	Repair Parts Fuses (CSCUCI 4)	1315.06	0	0	0	1315.06	1315.06
ROY03 - ROYAL INDUSTRIAL SOL	9009-1052549	12/04/2024	CSUCI 4 Replacement VFD	32190.36	0	0	0	32190.36	32190.36
<b>Total Paid To Same Vendor:</b>				<b>54679.33</b>	<b>0</b>	<b>0</b>	<b>0</b>	<b>54679.33</b>	<b>54679.33</b>
<b>Total ROY03 - ROYAL INDUSTRIAL SOLUTIONS:</b>				<b>54679.33</b>	<b>0</b>	<b>0</b>	<b>0</b>	<b>54679.33</b>	<b>54679.33</b>

**RPB01 - RP Barricade, Inc****Paid To Same Vendor**

RPB01 - RP Barricade, Inc	65095	10/02/2024	Traffic Control - Manhole Reh	1092.5	0	0	0	1092.5	1092.5
RPB01 - RP Barricade, Inc	65096	10/02/2024	Traffic Control - Manhole Reh	1092.5	0	0	0	1092.5	1092.5
RPB01 - RP Barricade, Inc	65097	10/02/2024	Traffic Control - Manhole Reh	1092.5	0	0	0	1092.5	1092.5
RPB01 - RP Barricade, Inc	65098	10/02/2024	Traffic Control - Manhole Reh	1092.5	0	0	0	1092.5	1092.5
RPB01 - RP Barricade, Inc	65099	10/02/2024	Traffic Control - Manhole Reh	1092.5	0	0	0	1092.5	1092.5
RPB01 - RP Barricade, Inc	65100	10/02/2024	Traffic Control - Manhole Reh	1092.5	0	0	0	1092.5	1092.5
RPB01 - RP Barricade, Inc	65101	10/02/2024	Traffic Control - Manhole Reh	1092.5	0	0	0	1092.5	1092.5
RPB01 - RP Barricade, Inc	65102	10/02/2024	Traffic Control - Manhole Reh	2043	0	0	0	2043	2043
RPB01 - RP Barricade, Inc	65103	10/02/2024	Traffic Control - Manhole Reh	1398	0	0	0	1398	1398
RPB01 - RP Barricade, Inc	65104	10/02/2024	Traffic Control - Manhole Reh	1225.5	0	0	0	1225.5	1225.5
RPB01 - RP Barricade, Inc	65105	10/02/2024	Traffic Control - Manhole Reh	1225.5	0	0	0	1225.5	1225.5
RPB01 - RP Barricade, Inc	65111	10/02/2024	Traffic Control - Manhole Reh	1225.5	0	0	0	1225.5	1225.5
RPB01 - RP Barricade, Inc	36551	10/16/2024	Traffic Control - Manhole Reh	1225.5	0	0	0	1225.5	1225.5
RPB01 - RP Barricade, Inc	65171	10/16/2024	Traffic Control - Manhole Reh	1225.5	0	0	0	1225.5	1225.5
RPB01 - RP Barricade, Inc	65391	11/13/2024	Traffic Control - Manhole Reh	1027.5	0	0	0	1027.5	1027.5
<b>Total Paid To Same Vendor:</b>				<b>18243.5</b>	<b>0</b>	<b>0</b>	<b>0</b>	<b>18243.5</b>	<b>18243.5</b>
<b>Total RPB01 - RP Barricade, Inc:</b>				<b>18243.5</b>	<b>0</b>	<b>0</b>	<b>0</b>	<b>18243.5</b>	<b>18243.5</b>

**RTL01 - RT LAWRENCE CORPORATION****Paid To Same Vendor**

RTL01 - RT LAWRENCE CORPOR	49286	10/16/2024	Lockbox Services for Septemb	599.33	0	0	0	599.33	599.33
RTL01 - RT LAWRENCE CORPOR	49340	11/13/2024	Lockbox Services for the mont	621.67	0	0	0	621.67	621.67
RTL01 - RT LAWRENCE CORPOR	49398	12/17/2024	Monthly Charges - Lockbox Pa	522.41	0	0	0	522.41	522.41
<b>Total Paid To Same Vendor:</b>				<b>1743.41</b>	<b>0</b>	<b>0</b>	<b>0</b>	<b>1743.41</b>	<b>1743.41</b>
<b>Total RTL01 - RT LAWRENCE CORPORATION:</b>				<b>1743.41</b>	<b>0</b>	<b>0</b>	<b>0</b>	<b>1743.41</b>	<b>1743.41</b>

**SAL01 - SALINAS & SONS ROOTER INC****Paid To Same Vendor**

SAL01 - SALINAS & SONS ROOTE	00-17396	10/01/2024	Office Water Filter	236	0	0	0	236	236
<b>Total Paid To Same Vendor:</b>				<b>236</b>	<b>0</b>	<b>0</b>	<b>0</b>	<b>236</b>	<b>236</b>
<b>Total SAL01 - SALINAS &amp; SONS ROOTER INC:</b>				<b>236</b>	<b>0</b>	<b>0</b>	<b>0</b>	<b>236</b>	<b>236</b>

**SAM01 - SAM HILL & SONS, INC.****Paid To Same Vendor**

SAM01 - SAM HILL & SONS, INC. 5085	10/02/2024	Leak Repair - 6006 Tahoe Plac	13659.26	0	0	0	13659.26	13659.26
SAM01 - SAM HILL & SONS, INC. 5087	10/02/2024	Leak Repair - 5381 Quailridge	13656.96	0	0	0	13656.96	13656.96
SAM01 - SAM HILL & SONS, INC. 5182	12/19/2024	Leak Repair - Blow Off	16925	0	0	0	16925	16925
<b>Total Paid To Same Vendor:</b>			<b>44241.22</b>	<b>0</b>	<b>0</b>	<b>0</b>	<b>44241.22</b>	<b>44241.22</b>
<b>Total SAM01 - SAM HILL &amp; SONS, INC.:</b>			<b>44241.22</b>	<b>0</b>	<b>0</b>	<b>0</b>	<b>44241.22</b>	<b>44241.22</b>

**SAN04 - Santa Paula Materials, Inc.****Paid To Same Vendor**

SAN04 - Santa Paula Materials, I 24010	11/13/2024	Rock and Sand	1116.46	0	0	0	1116.46	1116.46
<b>Total Paid To Same Vendor:</b>			<b>1116.46</b>	<b>0</b>	<b>0</b>	<b>0</b>	<b>1116.46</b>	<b>1116.46</b>
<b>Total SAN04 - Santa Paula Materials, Inc.:</b>			<b>1116.46</b>	<b>0</b>	<b>0</b>	<b>0</b>	<b>1116.46</b>	<b>1116.46</b>

**SCE01 - SOUTHERN CALIF. EDISON****Paid To Same Vendor**

SCE01 - SOUTHERN CALIF. EDISC Oct24	10/09/2024	Current Usage Charges	265887.35	0	0	0	265887.35	265887.35
SCE01 - SOUTHERN CALIF. EDISC November2024	11/13/2024	November 2024 Current Usag	286091.05	0	0	0	286091.05	286091.05
SCE01 - SOUTHERN CALIF. EDISC December2024	12/18/2024	DECEMBER 2024-Usage Charg	190331.22	0	0	0	190331.22	190331.22
<b>Total Paid To Same Vendor:</b>			<b>742309.62</b>	<b>0</b>	<b>0</b>	<b>0</b>	<b>742309.62</b>	<b>742309.62</b>
<b>Total SCE01 - SOUTHERN CALIF. EDISON:</b>			<b>742309.62</b>	<b>0</b>	<b>0</b>	<b>0</b>	<b>742309.62</b>	<b>742309.62</b>

**SCF01 - SC Fuels****Paid To Same Vendor**

SCF01 - SC Fuels 2737212IN	10/15/2024	Materials & Supplies - FUEL	1438.24	0	0	0	1438.24	1438.24
SCF01 - SC Fuels 2739427IN	10/15/2024	Materials & Supplies - FUEL	1641.72	0	0	0	1641.72	1641.72
SCF01 - SC Fuels 2741501IN	10/15/2024	Materials & Supplies - FUEL	1440.24	0	0	0	1440.24	1440.24
SCF01 - SC Fuels 2747081IN	10/28/2024	Material & Supplies - FUEL	1450.69	0	0	0	1450.69	1450.69
SCF01 - SC Fuels 2752365IN	10/28/2024	Material & Supplies - FUEL	1641.44	0	0	0	1641.44	1641.44
SCF01 - SC Fuels 2757527IN	11/12/2024	Material & Supplies - FUEL	1588.58	0	0	0	1588.58	1588.58
SCF01 - SC Fuels IN0000011199	11/26/2024	Materials & Supplies - FUEL	1141.53	0	0	0	1141.53	1141.53
SCF01 - SC Fuels IN0000015490	11/26/2024	Materials & Supplies - FUEL	1357.23	0	0	0	1357.23	1357.23
SCF01 - SC Fuels IN0000017623	11/26/2024	Materials & Supplies - FUEL	2260.84	0	0	0	2260.84	2260.84
SCF01 - SC Fuels IN000008051	11/26/2024	Materials & Supplies - FUEL	2069.93	0	0	0	2069.93	2069.93
SCF01 - SC Fuels IN0000022870	12/03/2024	Material & Supplies -FUEL	1961.69	0	0	0	1961.69	1961.69
SCF01 - SC Fuels IN0000026309	12/16/2024	Material & Supplies - FUEL	1037.38	0	0	0	1037.38	1037.38
SCF01 - SC Fuels IN0000030658	12/17/2024	Material & Supplies - FUEL	1551.45	0	0	0	1551.45	1551.45
SCF01 - SC Fuels IN0000035247	12/30/2024	Material & Supplies - FUEL	1604.69	0	0	0	1604.69	1604.69
SCF01 - SC Fuels IN0000039125	12/30/2024	Material & Supplies - FUEL	1064.75	0	0	0	1064.75	1064.75
<b>Total Paid To Same Vendor:</b>			<b>23250.4</b>	<b>0</b>	<b>0</b>	<b>0</b>	<b>23250.4</b>	<b>23250.4</b>
<b>Total SCF01 - SC Fuels:</b>			<b>23250.4</b>	<b>0</b>	<b>0</b>	<b>0</b>	<b>23250.4</b>	<b>23250.4</b>

**SCG01 - SOUTHERN CALIFORNIA GAS****Paid To Same Vendor**

SCG01 - SOUTHERN CALIFORNIA/ Oct2024	10/15/2024	Usage Charges-Sept2024-Act :	16.27	0	0	0	16.27	16.27
SCG01 - SOUTHERN CALIFORNIA/ Oct2024-A	10/15/2024	Usage Charges-Sept2024-Act :	9.39	0	0	0	9.39	9.39
SCG01 - SOUTHERN CALIFORNIA/ Nov2024	11/13/2024	Usage Oct2024-Acct 123-787-	16.41	0	0	0	16.41	16.41
SCG01 - SOUTHERN CALIFORNIA/ Nov2024-A	11/13/2024	Usage Oct2024-Acct 170-013-	8.12	0	0	0	8.12	8.12
SCG01 - SOUTHERN CALIFORNIA/ Dec2024	12/13/2024	November usage charges-Act	15.78	0	0	0	15.78	15.78
SCG01 - SOUTHERN CALIFORNIA/ Dec2024-A	12/13/2024	November usage charges-Act	55.42	0	0	0	55.42	55.42
<b>Total Paid To Same Vendor:</b>			<b>121.39</b>	<b>0</b>	<b>0</b>	<b>0</b>	<b>121.39</b>	<b>121.39</b>
<b>Total SCG01 - SOUTHERN CALIFORNIA GAS:</b>			<b>121.39</b>	<b>0</b>	<b>0</b>	<b>0</b>	<b>121.39</b>	<b>121.39</b>

**SEC03 - SYMETRA LIFE INS CO.**

<b>Paid To Same Vendor</b>									
SEC03 - SYMETRA LIFE INS CO.	INV0015383	10/17/2024	Life Insurance	317.25	0	0	0	317.25	317.25
SEC03 - SYMETRA LIFE INS CO.	INV0015531	11/28/2024	Life Insurance	317.25	0	0	0	317.25	317.25
SEC03 - SYMETRA LIFE INS CO.	INV0015651	12/26/2024	Life Insurance	317.25	0	0	0	317.25	317.25
<b>Total Paid To Same Vendor:</b>				<b>951.75</b>	<b>0</b>	<b>0</b>	<b>0</b>	<b>951.75</b>	<b>951.75</b>
<b>Total SEC03 - SYMETRA LIFE INS CO.:</b>				<b>951.75</b>	<b>0</b>	<b>0</b>	<b>0</b>	<b>951.75</b>	<b>951.75</b>
<b>SMA05 - HADRONEX INC.</b>									
<b>Paid To Same Vendor</b>									
SMA05 - HADRONEX INC.	2248	10/29/2024	SmartCover Service	15884	0	0	0	15884	15884
SMA05 - HADRONEX INC.	35477	11/13/2024	SmartCover Repairs	2000	0	0	0	2000	2000
SMA05 - HADRONEX INC.	34358	11/26/2024	Repair Parts & Equip Maint-Sr	224	0	0	0	224	224
SMA05 - HADRONEX INC.	35868	12/04/2024	SmartCover Sewer Monitoring	25406.7	0	0	0	25406.7	25406.7
SMA05 - HADRONEX INC.	35819	12/17/2024	SmartCover Sewer Monitoring	58623.1	0	0	0	58623.1	58623.1
<b>Total Paid To Same Vendor:</b>				<b>102137.8</b>	<b>0</b>	<b>0</b>	<b>0</b>	<b>102137.8</b>	<b>102137.8</b>
<b>Total SMA05 - HADRONEX INC.:</b>				<b>102137.8</b>	<b>0</b>	<b>0</b>	<b>0</b>	<b>102137.8</b>	<b>102137.8</b>
<b>SMT01 - SM TIRE, INC.</b>									
<b>Paid To Same Vendor</b>									
SMT01 - SM TIRE, INC.	257538	10/28/2024	Repair Parts -CWRP Kubota Tii	625.56	0	0	0	625.56	625.56
<b>Total Paid To Same Vendor:</b>				<b>625.56</b>	<b>0</b>	<b>0</b>	<b>0</b>	<b>625.56</b>	<b>625.56</b>
<b>Total SMT01 - SM TIRE, INC.:</b>				<b>625.56</b>	<b>0</b>	<b>0</b>	<b>0</b>	<b>625.56</b>	<b>625.56</b>
<b>SPA01 - SPARKLETTS</b>									
<b>Paid To Same Vendor</b>									
SPA01 - SPARKLETTS	4667386-092924	10/01/2024	Distilled Bottled Water	76.94	0	0	0	76.94	76.94
SPA01 - SPARKLETTS	4667386-102724	10/30/2024	Distilled Bottled Water	77.44	0	0	0	77.44	77.44
SPA01 - SPARKLETTS	4667386-112424	11/27/2024	Distilled Bottled Water	77.44	0	0	0	77.44	77.44
SPA01 - SPARKLETTS	4667386-122224	12/30/2024	Distilled Bottled Water	64.45	0	0	0	64.45	64.45
<b>Total Paid To Same Vendor:</b>				<b>296.27</b>	<b>0</b>	<b>0</b>	<b>0</b>	<b>296.27</b>	<b>296.27</b>
<b>Total SPA01 - SPARKLETTS:</b>				<b>296.27</b>	<b>0</b>	<b>0</b>	<b>0</b>	<b>296.27</b>	<b>296.27</b>
<b>STA05 - STATE WATER RESOURCES CONTROL BOARD</b>									
<b>Paid To Same Vendor</b>									
STA05 - STATE WATER RESOURC	T3 Exam-KyleHenschel	10/29/2024	SWRCB Treatment 3 Re-Exam	70	0	0	0	70	70
STA05 - STATE WATER RESOURC	T3 Exam-KyleHenschel-R	10/29/2024	SWRCB Treatment 3 Re-Exam	-70	0	0	0	-70	-70
STA05 - STATE WATER RESOURC	T4-Exam-JorgeNavarro	10/29/2024	T4 Exam-Jorge Navarro	130	0	0	0	130	130
STA05 - STATE WATER RESOURC	T4-Exam-JorgeNavarro-R	10/29/2024	T4 Exam-Jorge Navarro	-130	0	0	0	-130	-130
STA05 - STATE WATER RESOURC	T3-Exam-KyleH	10/30/2024	SWRCB Ttreatment 3 Re-Exam	70	0	0	0	70	70
STA05 - STATE WATER RESOURC	T4 Exam-JorgeN	10/30/2024	.T4 Exam - Jorge Navarro	130	0	0	0	130	130
STA05 - STATE WATER RESOURC	D3-Test-Chris Castaneda	12/30/2024	D3 Test -Retake Chris Castane	70	0	0	0	70	70
STA05 - STATE WATER RESOURC	T2-Test-ChrisCastaneda	12/30/2024	T2 Test -Retake Chris Castane	45	0	0	0	45	45
<b>Total Paid To Same Vendor:</b>				<b>315</b>	<b>0</b>	<b>0</b>	<b>0</b>	<b>315</b>	<b>315</b>
<b>Total STA05 - STATE WATER RESOURCES CONTROL BOARD:</b>				<b>315</b>	<b>0</b>	<b>0</b>	<b>0</b>	<b>315</b>	<b>315</b>
<b>SWE01 - SWEEPING CORP OF AMERICA</b>									
<b>Paid To Same Vendor</b>									
SWE01 - SWEEPING CORP OF AM	74910VS	11/27/2024	Sweeping at CWRP - Grounds	440	0	0	0	440	440
<b>Total Paid To Same Vendor:</b>				<b>440</b>	<b>0</b>	<b>0</b>	<b>0</b>	<b>440</b>	<b>440</b>
<b>Total SWE01 - SWEEPING CORP OF AMERICA:</b>				<b>440</b>	<b>0</b>	<b>0</b>	<b>0</b>	<b>440</b>	<b>440</b>

**SWR01 - SWRCB-Drinking Water Program Fees****Paid To Same Vendor**

SWR01 - SWRCB-Drinking Water	RW-1047228	10/28/2024	DDW Recycled Water Review	14013	0	0	0	14013	14013
SWR01 - SWRCB-Drinking Water	WD0280381	12/17/2024	CWRF Collection System Fees	3945	0	0	0	3945	3945
SWR01 - SWRCB-Drinking Water	WD0280827	12/17/2024	CWRF Annual Discharge Perm	18071	0	0	0	18071	18071
SWR01 - SWRCB-Drinking Water	WD0280887	12/17/2024	NPDES Annual Fee for CWRF	881	0	0	0	881	881
SWR01 - SWRCB-Drinking Water	WD0280982	12/17/2024	Waste Discharge Annual Perr	4300	0	0	0	4300	4300
<b>Total Paid To Same Vendor:</b>				<b>41210</b>	<b>0</b>	<b>0</b>	<b>0</b>	<b>41210</b>	<b>41210</b>

<b>Total SWR01 - SWRCB-Drinking Water Program Fees:</b>	<b>41210</b>	<b>0</b>	<b>0</b>	<b>0</b>	<b>41210</b>	<b>41210</b>
---	--------------	----------	----------	----------	--------------	--------------

**SYN02 - SYNAGRO TECHNOLOGIES, INC.****Paid To Same Vendor**

SYN02 - SYNAGRO TECHNOLOGI	52924	11/26/2024	Sludge Removal	6811.29	0	0	0	6811.29	6811.29
SYN02 - SYNAGRO TECHNOLOGI	53692	12/17/2024	Sludge Removal	6946.54	0	0	0	6946.54	6946.54
<b>Total Paid To Same Vendor:</b>				<b>13757.83</b>	<b>0</b>	<b>0</b>	<b>0</b>	<b>13757.83</b>	<b>13757.83</b>

<b>Total SYN02 - SYNAGRO TECHNOLOGIES, INC.:</b>	<b>13757.83</b>	<b>0</b>	<b>0</b>	<b>0</b>	<b>13757.83</b>	<b>13757.83</b>
--	-----------------	----------	----------	----------	-----------------	-----------------

**TAL01 - TALLEY COMMUNICATIONS****Paid To Same Vendor**

TAL01 - TALLEY COMMUNICATI	10452284	10/01/2024	Repair Part & Equipment - He	871.44	0	0	0	871.44	871.44
<b>Total Paid To Same Vendor:</b>				<b>871.44</b>	<b>0</b>	<b>0</b>	<b>0</b>	<b>871.44</b>	<b>871.44</b>

<b>Total TAL01 - TALLEY COMMUNICATIONS:</b>	<b>871.44</b>	<b>0</b>	<b>0</b>	<b>0</b>	<b>871.44</b>	<b>871.44</b>
---	---------------	----------	----------	----------	---------------	---------------

**THE02 - THE CAPRICORN GROUP****Paid To Same Vendor**

THE02 - THE CAPRICORN GROU	19809	12/17/2024	Kitchen-Bathroom-Janitorial S	929.12	0	0	0	929.12	929.12
<b>Total Paid To Same Vendor:</b>				<b>929.12</b>	<b>0</b>	<b>0</b>	<b>0</b>	<b>929.12</b>	<b>929.12</b>

<b>Total THE02 - THE CAPRICORN GROUP:</b>	<b>929.12</b>	<b>0</b>	<b>0</b>	<b>0</b>	<b>929.12</b>	<b>929.12</b>
---	---------------	----------	----------	----------	---------------	---------------

**THE10 - THE PUN GROUP, LLP****Paid To Same Vendor**

THE10 - THE PUN GROUP, LLP	114955	10/29/2024	Agreed Upon Procedures Inve	5000	0	0	0	5000	5000
<b>Total Paid To Same Vendor:</b>				<b>5000</b>	<b>0</b>	<b>0</b>	<b>0</b>	<b>5000</b>	<b>5000</b>

<b>Total THE10 - THE PUN GROUP, LLP:</b>	<b>5000</b>	<b>0</b>	<b>0</b>	<b>0</b>	<b>5000</b>	<b>5000</b>
--	-------------	----------	----------	----------	-------------	-------------

**THO09 - THOMAS SCIENTIFIC****Paid To Same Vendor**

THO09 - THOMAS SCIENTIFIC	3423451	10/16/2024	Lab Supplies	221.41	0	0	0	221.41	221.41
THO09 - THOMAS SCIENTIFIC	3430513	10/16/2024	Lab Supplies	57.92	0	0	0	57.92	57.92
THO09 - THOMAS SCIENTIFIC	3434157	10/24/2024	Laboratory Supplies	93.69	0	0	0	93.69	93.69
THO09 - THOMAS SCIENTIFIC	3439698	10/26/2024	Lab Supplies	133.29	0	0	0	133.29	133.29
THO09 - THOMAS SCIENTIFIC	3452002	11/12/2024	Laboratory Supplies	83.86	0	0	0	83.86	83.86
THO09 - THOMAS SCIENTIFIC	3455185	11/12/2024	Laboratory Supplies	67.53	0	0	0	67.53	67.53
THO09 - THOMAS SCIENTIFIC	3474838	12/09/2024	Lab Supplies	28.73	0	0	0	28.73	28.73
THO09 - THOMAS SCIENTIFIC	3476504	12/09/2024	Lab Supplies	145.73	0	0	0	145.73	145.73
<b>Total Paid To Same Vendor:</b>				<b>832.16</b>	<b>0</b>	<b>0</b>	<b>0</b>	<b>832.16</b>	<b>832.16</b>

<b>Total THO09 - THOMAS SCIENTIFIC:</b>	<b>832.16</b>	<b>0</b>	<b>0</b>	<b>0</b>	<b>832.16</b>	<b>832.16</b>
---	---------------	----------	----------	----------	---------------	---------------

**TOT02 - TRAFFIC TECHNOLOGIES LLC****Paid To Same Vendor**

TOT02 - TRAFFIC TECHNOLOGIE	48965	11/12/2024	Materials & Supplies - Safety C	225.55	0	0	0	225.55	225.55
<b>Total Paid To Same Vendor:</b>				<b>225.55</b>	<b>0</b>	<b>0</b>	<b>0</b>	<b>225.55</b>	<b>225.55</b>

<b>Total TOT02 - TRAFFIC TECHNOLOGIES LLC:</b>	<b>225.55</b>	<b>0</b>	<b>0</b>	<b>0</b>	<b>225.55</b>	<b>225.55</b>
--	---------------	----------	----------	----------	---------------	---------------

**TOT03 - TOTAL BARRICADE SERVICE INC****Paid To Same Vendor**

TOT03 - TOTAL BARRICADE SERVICE INC	64593	12/17/2024	Traffic Control-Calle Quetzal-F	750	0	0	0	750	750
<b>Total Paid To Same Vendor:</b>				<b>750</b>	<b>0</b>	<b>0</b>	<b>0</b>	<b>750</b>	<b>750</b>
<b>Total TOT03 - TOTAL BARRICADE SERVICE INC:</b>				<b>750</b>	<b>0</b>	<b>0</b>	<b>0</b>	<b>750</b>	<b>750</b>

**TRA02 - TRAVIS AGRICULTURAL, INC****Paid To Same Vendor**

TRA02 - TRAVIS AGRICULTURAL, 24711-F	24711-F	10/16/2024	Install 4" Gate Valve & Valve E	10037.39	0	0	0	10037.39	10037.39
TRA02 - TRAVIS AGRICULTURAL, 24751-F	24751-F	10/24/2024	Leak Repair - Potable Water li	15966.31	0	0	0	15966.31	15966.31
TRA02 - TRAVIS AGRICULTURAL, 24998-F	24998-F	12/04/2024	Remove and Replace CLA-VAL	7512.48	0	0	0	7512.48	7512.48
<b>Total Paid To Same Vendor:</b>				<b>33516.18</b>	<b>0</b>	<b>0</b>	<b>0</b>	<b>33516.18</b>	<b>33516.18</b>
<b>Total TRA02 - TRAVIS AGRICULTURAL, INC:</b>				<b>33516.18</b>	<b>0</b>	<b>0</b>	<b>0</b>	<b>33516.18</b>	<b>33516.18</b>

**UND01 - UNDERGROUND SERVICE ALERT OF SOUTHERN CALIFORNIA, INC****Paid To Same Vendor**

UND01 - UNDERGROUND SERVICE ALERT OF SOUTHERN CALIFORNIA, INC	24-250928	10/01/2024	Monthly Dig Alert Tickets	127.61	0	0	0	127.61	127.61
UND01 - UNDERGROUND SERVICE ALERT OF SOUTHERN CALIFORNIA, INC	920240217	10/01/2024	Monthly Dig Alert Tickets	304.15	0	0	0	304.15	304.15
UND01 - UNDERGROUND SERVICE ALERT OF SOUTHERN CALIFORNIA, INC	1020240220	11/12/2024	Monthly Dig Alert Tickets	307.85	0	0	0	307.85	307.85
UND01 - UNDERGROUND SERVICE ALERT OF SOUTHERN CALIFORNIA, INC	24-251300	11/12/2024	Monthly Dig Alert Tickets	127.61	0	0	0	127.61	127.61
UND01 - UNDERGROUND SERVICE ALERT OF SOUTHERN CALIFORNIA, INC	1120240222	12/03/2024	Dig Alert Monthly Tickets	226.45	0	0	0	226.45	226.45
UND01 - UNDERGROUND SERVICE ALERT OF SOUTHERN CALIFORNIA, INC	24-251670	12/03/2024	Dig Alert Monthly Tickets	127.61	0	0	0	127.61	127.61
<b>Total Paid To Same Vendor:</b>				<b>1221.28</b>	<b>0</b>	<b>0</b>	<b>0</b>	<b>1221.28</b>	<b>1221.28</b>
<b>UND01 - UNDERGROUND SERVICE ALERT OF SOUTHERN CALIFORNIA, INC:</b>				<b>1221.28</b>	<b>0</b>	<b>0</b>	<b>0</b>	<b>1221.28</b>	<b>1221.28</b>

**UNI08 - UNIFIRST CORPORATION****Paid To Same Vendor**

UNI08 - UNIFIRST CORPORATION	2210135693	10/01/2024	Office Cleaning Supplies - Tow	91.42	0	0	0	91.42	91.42
UNI08 - UNIFIRST CORPORATION	2210135696	10/01/2024	Uniform Cleaning Service	269.38	0	0	0	269.38	269.38
UNI08 - UNIFIRST CORPORATION	2210137555	10/15/2024	Office Cleaning Supplies - Tow	91.42	0	0	0	91.42	91.42
UNI08 - UNIFIRST CORPORATION	2210137559	10/15/2024	Uniform Cleaning Service	203.68	0	0	0	203.68	203.68
UNI08 - UNIFIRST CORPORATION	2210139522	10/16/2024	Office Cleaning Supplies - Tow	91.42	0	0	0	91.42	91.42
UNI08 - UNIFIRST CORPORATION	2210139524	10/16/2024	Uniform Cleaning Service	188.68	0	0	0	188.68	188.68
UNI08 - UNIFIRST CORPORATION	2210141050	10/28/2024	Office Cleaning Supplies - Tow	91.42	0	0	0	91.42	91.42
UNI08 - UNIFIRST CORPORATION	2210141052	10/28/2024	Uniform Cleaning Service	191.68	0	0	0	191.68	191.68
UNI08 - UNIFIRST CORPORATION	2210143289	10/29/2024	Office Cleaning Supplies - Tow	91.42	0	0	0	91.42	91.42
UNI08 - UNIFIRST CORPORATION	2210143292	10/29/2024	Uniform Cleaning Service	188.68	0	0	0	188.68	188.68
UNI08 - UNIFIRST CORPORATION	2210144921	11/12/2024	Office Cleaning Supplies - Tow	91.42	0	0	0	91.42	91.42
UNI08 - UNIFIRST CORPORATION	2210144922	11/12/2024	Uniform Cleaning Service	200.41	0	0	0	200.41	200.41
UNI08 - UNIFIRST CORPORATION	2210147147	11/12/2024	Office Cleaning Supplies - Tow	91.42	0	0	0	91.42	91.42
UNI08 - UNIFIRST CORPORATION	221014719	11/12/2024	Uniform Cleaning Service	188.68	0	0	0	188.68	188.68
UNI08 - UNIFIRST CORPORATION	2210148809	11/26/2024	Office Cleaning Supplies - Tow	91.42	0	0	0	91.42	91.42
UNI08 - UNIFIRST CORPORATION	2210148810	11/26/2024	Office Cleaning Supplies - Tow	188.68	0	0	0	188.68	188.68
UNI08 - UNIFIRST CORPORATION	2210150560	11/26/2024	Office Cleaning Supplies - Tow	91.42	0	0	0	91.42	91.42
UNI08 - UNIFIRST CORPORATION	2210150561	11/26/2024	Office Cleaning Supplies - Tow	188.68	0	0	0	188.68	188.68
UNI08 - UNIFIRST CORPORATION	2210126460	12/03/2024	Uniform Cleaning Service	782.29	0	0	0	782.29	782.29
UNI08 - UNIFIRST CORPORATION	2210152688	12/03/2024	Office Cleaning Supplies - Mat	91.42	0	0	0	91.42	91.42
UNI08 - UNIFIRST CORPORATION	2210152689	12/03/2024	Uniform Cleaning Service	191.13	0	0	0	191.13	191.13
UNI08 - UNIFIRST CORPORATION	2210154344	12/17/2024	Office Cleaning Supplies - Tow	91.42	0	0	0	91.42	91.42
UNI08 - UNIFIRST CORPORATION	2210154347	12/17/2024	Uniform Cleaning Service	205.86	0	0	0	205.86	205.86
UNI08 - UNIFIRST CORPORATION	2210156241	12/17/2024	Office Cleaning Supplies - Tow	91.42	0	0	0	91.42	91.42
UNI08 - UNIFIRST CORPORATION	2210156249	12/17/2024	Uniform Cleaning Service	261.62	0	0	0	261.62	261.62
UNI08 - UNIFIRST CORPORATION	2210158160	12/30/2024	Office Cleaning Supplies - Tow	91.42	0	0	0	91.42	91.42
UNI08 - UNIFIRST CORPORATION	2210158163	12/30/2024	Uniform Cleaning Service	193.38	0	0	0	193.38	193.38
UNI08 - UNIFIRST CORPORATION	COA0942660	12/30/2024	Credit Memo ref #COA0942660	-74.9	0	0	0	-74.9	-74.9
<b>Total Paid To Same Vendor:</b>				<b>4556.39</b>	<b>0</b>	<b>0</b>	<b>0</b>	<b>4556.39</b>	<b>4556.39</b>
<b>Total UNI08 - UNIFIRST CORPORATION:</b>				<b>4556.39</b>	<b>0</b>	<b>0</b>	<b>0</b>	<b>4556.39</b>	<b>4556.39</b>

**UNI10 - UNITED STATES TREASURY****Paid To Same Vendor**

UNI10 - UNITED STATES TREASU	INV0015332	10/03/2024	FIT	16330.49	0	0	0	16330.49	16330.49
UNI10 - UNITED STATES TREASU	INV0015333	10/03/2024	Payroll- Medicare Tax	4278.06	0	0	0	4278.06	4278.06
UNI10 - UNITED STATES TREASU	INV0015398	10/17/2024	FIT	14590.35	0	0	0	14590.35	14590.35
UNI10 - UNITED STATES TREASU	INV0015399	10/17/2024	Payroll- Medicare Tax	3990.2	0	0	0	3990.2	3990.2
UNI10 - UNITED STATES TREASU	INV0015404	10/17/2024	FIT	28.33	0	0	0	28.33	28.33
UNI10 - UNITED STATES TREASU	INV0015405	10/17/2024	Payroll-Social Security Tax	570.4	0	0	0	570.4	570.4
UNI10 - UNITED STATES TREASU	INV0015406	10/17/2024	Payroll- Medicare Tax	145	0	0	0	145	145
UNI10 - UNITED STATES TREASU	INV0015444	10/31/2024	FIT	15488.52	0	0	0	15488.52	15488.52
UNI10 - UNITED STATES TREASU	INV0015445	10/31/2024	Payroll- Medicare Tax	4018.7	0	0	0	4018.7	4018.7
UNI10 - UNITED STATES TREASU	INV0015468	11/08/2024	FIT	6197.38	0	0	0	6197.38	6197.38
UNI10 - UNITED STATES TREASU	INV0015469	11/08/2024	Payroll- Medicare Tax	631.66	0	0	0	631.66	631.66
UNI10 - UNITED STATES TREASU	INV0015494	11/14/2024	FIT	15256.46	0	0	0	15256.46	15256.46
UNI10 - UNITED STATES TREASU	INV0015495	11/14/2024	Payroll- Medicare Tax	4107.12	0	0	0	4107.12	4107.12
UNI10 - UNITED STATES TREASU	INV0015546	11/28/2024	FIT	15128.59	0	0	0	15128.59	15128.59
UNI10 - UNITED STATES TREASU	INV0015547	11/28/2024	Payroll- Medicare Tax	4108.7	0	0	0	4108.7	4108.7
UNI10 - UNITED STATES TREASU	INV0015552	11/28/2024	FIT	28.33	0	0	0	28.33	28.33
UNI10 - UNITED STATES TREASU	INV0015553	11/28/2024	Payroll-Social Security Tax	595.2	0	0	0	595.2	595.2
UNI10 - UNITED STATES TREASU	INV0015554	11/28/2024	Payroll- Medicare Tax	162.4	0	0	0	162.4	162.4
UNI10 - UNITED STATES TREASU	INV0015602	12/12/2024	FIT	16058.45	0	0	0	16058.45	16058.45
UNI10 - UNITED STATES TREASU	INV0015603	12/12/2024	Payroll- Medicare Tax	4229.4	0	0	0	4229.4	4229.4
UNI10 - UNITED STATES TREASU	INV0015636	12/26/2024	Payroll-Social Security Tax	272.8	0	0	0	272.8	272.8
UNI10 - UNITED STATES TREASU	INV0015637	12/26/2024	Payroll- Medicare Tax	75.4	0	0	0	75.4	75.4
UNI10 - UNITED STATES TREASU	INV0015665	12/26/2024	FIT	14416.79	0	0	0	14416.79	14416.79
UNI10 - UNITED STATES TREASU	INV0015666	12/26/2024	Payroll- Medicare Tax	4145.8	0	0	0	4145.8	4145.8
<b>Total Paid To Same Vendor:</b>				<b>144854.53</b>	<b>0</b>	<b>0</b>	<b>0</b>	<b>144854.53</b>	<b>144854.53</b>

**Total UNI10 - UNITED STATES TREASURY: 144854.53 0 0 0 144854.53 144854.53**

**UNI12 - UNIFIED FIELD SERVICES CORPORATION****Paid To Same Vendor**

UNI12 - UNIFIED FIELD SERVICES	Pymt1-NP24-01	11/20/2024	AG 3 Tank Replacment	7411	0	0	0	7411	7411
UNI12 - UNIFIED FIELD SERVICES	Retention-Pymt1-NP24-1	11/20/2024	Retention from Pymt1-NP24-(	-370.55	0	0	0	-370.55	-370.55
UNI12 - UNIFIED FIELD SERVICES	Pymt-2 (NP24-01)	12/10/2024	AG 3 Tank Replacment	18661	0	0	0	18661	18661
UNI12 - UNIFIED FIELD SERVICES	Retention-Pymt2	12/10/2024	Retention invoice 2-NP24-01	-933.05	0	0	0	-933.05	-933.05
<b>Total Paid To Same Vendor:</b>				<b>24768.4</b>	<b>0</b>	<b>0</b>	<b>0</b>	<b>24768.4</b>	<b>24768.4</b>

**Total UNI12 - UNIFIED FIELD SERVICES CORPORATION: 24768.4 0 0 0 24768.4 24768.4**

**UNU01 - UNUM LIFE INSURANCE****Paid To Same Vendor**

UNU01 - UNUM LIFE INSURANC	9-24 PR ME	10/01/2024	Salary Inc premium adjustmer	133.49	0	0	0	133.49	133.49
UNU01 - UNUM LIFE INSURANC	INV0015384	10/17/2024	Lont Term Disability	1309.23	0	0	0	1309.23	1309.23
UNU01 - UNUM LIFE INSURANC	INV0015396	10/17/2024	Short Term Disability	306.04	0	0	0	306.04	306.04
UNU01 - UNUM LIFE INSURANC	10-24 PR ME	11/01/2024	Salary Increase premium adju	43.88	0	0	0	43.88	43.88
UNU01 - UNUM LIFE INSURANC	INV0015532	11/28/2024	Lont Term Disability	1266.4	0	0	0	1266.4	1266.4
UNU01 - UNUM LIFE INSURANC	INV0015544	11/28/2024	Short Term Disability	296.22	0	0	0	296.22	296.22
UNU01 - UNUM LIFE INSURANC	INV0015652	12/26/2024	Lont Term Disability	1266.4	0	0	0	1266.4	1266.4
UNU01 - UNUM LIFE INSURANC	INV0015663	12/26/2024	Short Term Disability	296.22	0	0	0	296.22	296.22
<b>Total Paid To Same Vendor:</b>				<b>4917.88</b>	<b>0</b>	<b>0</b>	<b>0</b>	<b>4917.88</b>	<b>4917.88</b>

**Total UNU01 - UNUM LIFE INSURANCE: 4917.88 0 0 0 4917.88 4917.88**

**USA01 - USA BLUE BOOK****Paid To Same Vendor**

USA01 - USA BLUE BOOK	INV00496375	10/01/2024	Small Tools & Equipment - PSI	1204.41	0	0	0	1204.41	1204.41
USA01 - USA BLUE BOOK	INV00506395	10/16/2024	Lab Supplies	286.5	0	0	0	286.5	286.5
USA01 - USA BLUE BOOK	INV00508144	10/16/2024	Lab Supplies	138.29	0	0	0	138.29	138.29
USA01 - USA BLUE BOOK	INV00520463	10/24/2024	Laboratory Supplies	360.78	0	0	0	360.78	360.78

USA01 - USA BLUE BOOK	INV00534288	11/08/2024	Laboratory Supplies	672.81	0	0	0	672.81	672.81
USA01 - USA BLUE BOOK	INV00530423	11/12/2024	Repair Parts & Equipment - M	885.64	0	0	0	885.64	885.64
USA01 - USA BLUE BOOK	INV00530909	11/12/2024	Hydrant Diffuser-Dechlorinatc	999.61	0	0	0	999.61	999.61
USA01 - USA BLUE BOOK	INV00540207	11/20/2024	Laboratory Supplies	141.52	0	0	0	141.52	141.52
USA01 - USA BLUE BOOK	INV00545670	11/20/2024	Laboratory Supplies	213.47	0	0	0	213.47	213.47
USA01 - USA BLUE BOOK	INV00545823	11/22/2024	Lab Supplies	68.22	0	0	0	68.22	68.22
USA01 - USA BLUE BOOK	INV00545991	11/22/2024	Lab Supplies	107.41	0	0	0	107.41	107.41
USA01 - USA BLUE BOOK	INV00543551	11/26/2024	Materials & Supplies - Dtying	382.07	0	0	0	382.07	382.07
USA01 - USA BLUE BOOK	INV00564382	12/11/2024	Lab Supplies	403.21	0	0	0	403.21	403.21
USA01 - USA BLUE BOOK	INV00577854	12/30/2024	Materials & Supplies - Reagen	288.61	0	0	0	288.61	288.61
<b>Total Paid To Same Vendor:</b>				<b>6152.55</b>	<b>0</b>	<b>0</b>	<b>0</b>	<b>6152.55</b>	<b>6152.55</b>
<b>Total USA01 - USA BLUE BOOK:</b>				<b>6152.55</b>	<b>0</b>	<b>0</b>	<b>0</b>	<b>6152.55</b>	<b>6152.55</b>

#### USB02 - U.S. BANK CORPORATE

<b>Paid To Same Vendor</b>									
USB02 - U.S. BANK CORPORATE	24-Sep	10/07/2024	ACWA LeaderForum,CalPERSS	156.98	0	0	0	156.98	156.98
USB02 - U.S. BANK CORPORATE	24-Sep	10/07/2024	ACWA LeaderForum,CalPERSS	144.9	0	0	0	144.9	144.9
USB02 - U.S. BANK CORPORATE	24-Sep	10/07/2024	ACWA LeaderForum,CalPERSS	162.55	0	0	0	162.55	162.55
USB02 - U.S. BANK CORPORATE	24-Sep	10/07/2024	ACWALeadershipForum,FallC	397.82	0	0	0	397.82	397.82
USB02 - U.S. BANK CORPORATE	24-Sep	10/07/2024	ACWALeadershipForum,FallC	446.27	0	0	0	446.27	446.27
USB02 - U.S. BANK CORPORATE	24-Sep	10/07/2024	ACWALeadershipForum,FallC	430.97	0	0	0	430.97	430.97
USB02 - U.S. BANK CORPORATE	24-Sep	10/07/2024	Bulb,Laptop,Laptop Bag	51.89	0	0	0	51.89	51.89
USB02 - U.S. BANK CORPORATE	24-Sep	10/07/2024	Bulb,Laptop,Laptop Bag	47.9	0	0	0	47.9	47.9
USB02 - U.S. BANK CORPORATE	24-Sep	10/07/2024	Bulb,Laptop,Laptop Bag	53.73	0	0	0	53.73	53.73
USB02 - U.S. BANK CORPORATE	24-Sep	10/07/2024	CableNews,Internet,IVR,Hosti	564.4	0	0	0	564.4	564.4
USB02 - U.S. BANK CORPORATE	24-Sep	10/07/2024	CableNews,Internet,IVR,Hosti	520.98	0	0	0	520.98	520.98
USB02 - U.S. BANK CORPORATE	24-Sep	10/07/2024	CableNews,Internet,IVR,Hosti	584.43	0	0	0	584.43	584.43
USB02 - U.S. BANK CORPORATE	24-Sep	10/07/2024	Car Wash	21.63	0	0	0	21.63	21.63
USB02 - U.S. BANK CORPORATE	24-Sep	10/07/2024	Car Wash	19.96	0	0	0	19.96	19.96
USB02 - U.S. BANK CORPORATE	24-Sep	10/07/2024	Car Wash	22.39	0	0	0	22.39	22.39
USB02 - U.S. BANK CORPORATE	24-Sep	10/07/2024	Chain Saw,ErgonomicEquipme	215.16	0	0	0	215.16	215.16
USB02 - U.S. BANK CORPORATE	24-Sep	10/07/2024	Chain Saw,ErgonomicEquipme	222.8	0	0	0	222.8	222.8
USB02 - U.S. BANK CORPORATE	24-Sep	10/07/2024	Chain Saw,ErgonomicEquipme	198.61	0	0	0	198.61	198.61
USB02 - U.S. BANK CORPORATE	24-Sep	10/07/2024	CleaningSupp,DrillSet,Work Tr	194.64	0	0	0	194.64	194.64
USB02 - U.S. BANK CORPORATE	24-Sep	10/07/2024	CleaningSupp,DrillSet,Work Tr	173.5	0	0	0	173.5	173.5
USB02 - U.S. BANK CORPORATE	24-Sep	10/07/2024	CleaningSupp,DrillSet,Work Tr	187.96	0	0	0	187.96	187.96
USB02 - U.S. BANK CORPORATE	24-Sep	10/07/2024	CO2,Paint,TrashBags,Salt,Batt	1247.01	0	0	0	1247.01	1247.01
USB02 - U.S. BANK CORPORATE	24-Sep	10/07/2024	Coffee,OfficeSupplies,RecordE	455.37	0	0	0	455.37	455.37
USB02 - U.S. BANK CORPORATE	24-Sep	10/07/2024	Coffee,OfficeSupplies,RecordE	510.84	0	0	0	510.84	510.84
USB02 - U.S. BANK CORPORATE	24-Sep	10/07/2024	Coffee,OfficeSupplies,RecordE	493.32	0	0	0	493.32	493.32
USB02 - U.S. BANK CORPORATE	24-Sep	10/07/2024	Gaskets for CIP valve at Rounc	21.45	0	0	0	21.45	21.45
USB02 - U.S. BANK CORPORATE	24-Sep	10/07/2024	Gravel bags to cover storm dr	290.65	0	0	0	290.65	290.65
USB02 - U.S. BANK CORPORATE	24-Sep	10/07/2024	Notarize Notice of Completior	40	0	0	0	40	40
USB02 - U.S. BANK CORPORATE	24-Sep	10/07/2024	PowerInverters,EthernetSwitc	292.54	0	0	0	292.54	292.54
USB02 - U.S. BANK CORPORATE	24-Sep	10/07/2024	PressureRegulat,MaterialsHyc	358.34	0	0	0	358.34	358.34
USB02 - U.S. BANK CORPORATE	24-Sep	10/07/2024	Pshysical,JobAd,Background C	249.38	0	0	0	249.38	249.38
USB02 - U.S. BANK CORPORATE	24-Sep	10/07/2024	Pshysical,JobAd,Background C	222.3	0	0	0	222.3	222.3
USB02 - U.S. BANK CORPORATE	24-Sep	10/07/2024	Pshysical,JobAd,Background C	240.83	0	0	0	240.83	240.83
USB02 - U.S. BANK CORPORATE	24-Sep	10/07/2024	Renotarize Easement	13.52	0	0	0	13.52	13.52
USB02 - U.S. BANK CORPORATE	24-Sep	10/07/2024	Renotarize Easement	12.48	0	0	0	12.48	12.48
USB02 - U.S. BANK CORPORATE	24-Sep	10/07/2024	Renotarize Easement	14	0	0	0	14	14
USB02 - U.S. BANK CORPORATE	24-Sep	10/07/2024	Shipped samples to BSK&WEC	85.46	0	0	0	85.46	85.46
USB02 - U.S. BANK CORPORATE	24-Sep	10/07/2024	Shipped samples to BSK&WEC	78.89	0	0	0	78.89	78.89
USB02 - U.S. BANK CORPORATE	24-Sep	10/07/2024	Shipped samples to BSK&WEC	164.36	0	0	0	164.36	164.36
USB02 - U.S. BANK CORPORATE	24-Sep	10/07/2024	Sink Plug,CableTies,LabSuppli	103.45	0	0	0	103.45	103.45
USB02 - U.S. BANK CORPORATE	24-Sep	10/07/2024	Sink Plug,CableTies,LabSuppli	112.07	0	0	0	112.07	112.07
USB02 - U.S. BANK CORPORATE	24-Sep	10/07/2024	Sink Plug,CableTies,LabSuppli	215.53	0	0	0	215.53	215.53
USB02 - U.S. BANK CORPORATE	24-Sep	10/07/2024	SpecialMeetingRefreshments,	988.27	0	0	0	988.27	988.27

USB02 - U.S. BANK CORPORATE	24-Sep	10/07/2024	SpecialMeetingRefreshments,	1108.63	0	0	0	1108.63	1108.63
USB02 - U.S. BANK CORPORATE	24-Sep	10/07/2024	SpecialMeetingRefreshments,	1070.62	0	0	0	1070.62	1070.62
USB02 - U.S. BANK CORPORATE	24-Sep	10/07/2024	teleconferencing for Board &	101.03	0	0	0	101.03	101.03
USB02 - U.S. BANK CORPORATE	24-Sep	10/07/2024	teleconferencing for Board &	104.62	0	0	0	104.62	104.62
USB02 - U.S. BANK CORPORATE	24-Sep	10/07/2024	teleconferencing for Board &	93.26	0	0	0	93.26	93.26
USB02 - U.S. BANK CORPORATE	24-Sep	10/07/2024	Thermometer for CWRf Lab	50.52	0	0	0	50.52	50.52
USB02 - U.S. BANK CORPORATE	24-Sep	10/07/2024	Thermometer for CWRf Lab	54.73	0	0	0	54.73	54.73
USB02 - U.S. BANK CORPORATE	24-Sep	10/07/2024	Thermometer for CWRf Lab	105.25	0	0	0	105.25	105.25
USB02 - U.S. BANK CORPORATE	24-Sep	10/07/2024	Tools for CWRf	66.95	0	0	0	66.95	66.95
USB02 - U.S. BANK CORPORATE	24-Sep	10/07/2024	Training,SafetyBoots,SafetyYL	1836.64	0	0	0	1836.64	1836.64
USB02 - U.S. BANK CORPORATE	24-Sep	10/07/2024	Training,SafetyBoots,SafetyYL	2060.33	0	0	0	2060.33	2060.33
USB02 - U.S. BANK CORPORATE	24-Sep	10/07/2024	Training,SafetyBoots,SafetyYL	1989.69	0	0	0	1989.69	1989.69
USB02 - U.S. BANK CORPORATE	24-Sep	10/07/2024	WaterFilter,Hose&Filters,Was	233.78	0	0	0	233.78	233.78
USB02 - U.S. BANK CORPORATE	24-Sep	10/07/2024	WaterFilter,Hose&Filters,Was	242.08	0	0	0	242.08	242.08
USB02 - U.S. BANK CORPORATE	24-Sep	10/07/2024	WaterFilter,Hose&Filters,Was	215.8	0	0	0	215.8	215.8
USB02 - U.S. BANK CORPORATE	24-Oct	11/01/2024	AWA event (19 emp)	582.71	0	0	0	582.71	582.71
USB02 - U.S. BANK CORPORATE	24-Oct	11/01/2024	Bolts, Air Tool, Clamps, Staple	778.94	0	0	0	778.94	778.94
USB02 - U.S. BANK CORPORATE	24-Oct	11/01/2024	Budget review	50.7	0	0	0	50.7	50.7
USB02 - U.S. BANK CORPORATE	24-Oct	11/01/2024	Budget review	52.5	0	0	0	52.5	52.5
USB02 - U.S. BANK CORPORATE	24-Oct	11/01/2024	Budget review	46.8	0	0	0	46.8	46.8
USB02 - U.S. BANK CORPORATE	24-Oct	11/01/2024	CCWUC Ed Luncheon (17 EEs)	537.89	0	0	0	537.89	537.89
USB02 - U.S. BANK CORPORATE	24-Oct	11/01/2024	Computer for Chris Patacsil	528.26	0	0	0	528.26	528.26
USB02 - U.S. BANK CORPORATE	24-Oct	11/01/2024	Computer for Chris Patacsil	572.28	0	0	0	572.28	572.28
USB02 - U.S. BANK CORPORATE	24-Oct	11/01/2024	Computer for Chris Patacsil	592.6	0	0	0	592.6	592.6
USB02 - U.S. BANK CORPORATE	24-Oct	11/01/2024	Creamer, Food Plates, Record	44.73	0	0	0	44.73	44.73
USB02 - U.S. BANK CORPORATE	24-Oct	11/01/2024	Creamer, Food Plates, Record	41.29	0	0	0	41.29	41.29
USB02 - U.S. BANK CORPORATE	24-Oct	11/01/2024	Creamer, Food Plates, Record	46.32	0	0	0	46.32	46.32
USB02 - U.S. BANK CORPORATE	24-Oct	11/01/2024	Grease Gun , Flood light, Aller	413.62	0	0	0	413.62	413.62
USB02 - U.S. BANK CORPORATE	24-Oct	11/01/2024	GSA.COM monthly forwarding	99.92	0	0	0	99.92	99.92
USB02 - U.S. BANK CORPORATE	24-Oct	11/01/2024	Ice, Binder, Tab inserts, Label	26.44	0	0	0	26.44	26.44
USB02 - U.S. BANK CORPORATE	24-Oct	11/01/2024	Ice, Binder, Tab inserts, Label	50.85	0	0	0	50.85	50.85
USB02 - U.S. BANK CORPORATE	24-Oct	11/01/2024	Ice, Binder, Tab inserts, Label	24.41	0	0	0	24.41	24.41
USB02 - U.S. BANK CORPORATE	24-Oct	11/01/2024	job advertisement - mgmt and	104.3	0	0	0	104.3	104.3
USB02 - U.S. BANK CORPORATE	24-Oct	11/01/2024	job advertisement - mgmt and	100.72	0	0	0	100.72	100.72
USB02 - U.S. BANK CORPORATE	24-Oct	11/01/2024	job advertisement - mgmt and	92.98	0	0	0	92.98	92.98
USB02 - U.S. BANK CORPORATE	24-Oct	11/01/2024	Membership Renewal	52.5	0	0	0	52.5	52.5
USB02 - U.S. BANK CORPORATE	24-Oct	11/01/2024	Membership Renewal	50.7	0	0	0	50.7	50.7
USB02 - U.S. BANK CORPORATE	24-Oct	11/01/2024	Membership Renewal	46.8	0	0	0	46.8	46.8
USB02 - U.S. BANK CORPORATE	24-Oct	11/01/2024	New Barscreen Compactor ha	106.79	0	0	0	106.79	106.79
USB02 - U.S. BANK CORPORATE	24-Oct	11/01/2024	News,Web Hosting,Online IVF	107.12	0	0	0	107.12	107.12
USB02 - U.S. BANK CORPORATE	24-Oct	11/01/2024	News,Web Hosting,Online IVF	110.93	0	0	0	110.93	110.93
USB02 - U.S. BANK CORPORATE	24-Oct	11/01/2024	News,Web Hosting,Online IVF	98.88	0	0	0	98.88	98.88
USB02 - U.S. BANK CORPORATE	24-Oct	11/01/2024	Office Equ, CleanMaterials, Pr	931.25	0	0	0	931.25	931.25
USB02 - U.S. BANK CORPORATE	24-Oct	11/01/2024	Office Equ, CleanMaterials, Pr	859.62	0	0	0	859.62	859.62
USB02 - U.S. BANK CORPORATE	24-Oct	11/01/2024	Office Equ, CleanMaterials, Pr	964.32	0	0	0	964.32	964.32
USB02 - U.S. BANK CORPORATE	24-Oct	11/01/2024	OilChange,Bolts, Brakes#36	496.56	0	0	0	496.56	496.56
USB02 - U.S. BANK CORPORATE	24-Oct	11/01/2024	OilChange,Bolts, Brakes#36	557.04	0	0	0	557.04	557.04
USB02 - U.S. BANK CORPORATE	24-Oct	11/01/2024	OilChange,Bolts, Brakes#36	537.94	0	0	0	537.94	537.94
USB02 - U.S. BANK CORPORATE	24-Oct	11/01/2024	Repair broken pipe locator/m	712.91	0	0	0	712.91	712.91
USB02 - U.S. BANK CORPORATE	24-Oct	11/01/2024	Shipped Samples to BSK	42.37	0	0	0	42.37	42.37
USB02 - U.S. BANK CORPORATE	24-Oct	11/01/2024	Shipped Samples to BSK	39.11	0	0	0	39.11	39.11
USB02 - U.S. BANK CORPORATE	24-Oct	11/01/2024	Shipped Samples to BSK	81.48	0	0	0	81.48	81.48
USB02 - U.S. BANK CORPORATE	24-Oct	11/01/2024	Spectrum Internet	422.16	0	0	0	422.16	422.16
USB02 - U.S. BANK CORPORATE	24-Oct	11/01/2024	Spectrum Internet	389.69	0	0	0	389.69	389.69
USB02 - U.S. BANK CORPORATE	24-Oct	11/01/2024	Spectrum Internet	437.15	0	0	0	437.15	437.15
USB02 - U.S. BANK CORPORATE	24-Oct	11/01/2024	Squeeze clamps, caulking, adf	29.77	0	0	0	29.77	29.77
USB02 - U.S. BANK CORPORATE	24-Oct	11/01/2024	Squeeze clamps, caulking, adf	26.54	0	0	0	26.54	26.54
USB02 - U.S. BANK CORPORATE	24-Oct	11/01/2024	Squeeze clamps, caulking, adf	28.75	0	0	0	28.75	28.75
USB02 - U.S. BANK CORPORATE	24-Oct	11/01/2024	teleconferencing for Board &	93.26	0	0	0	93.26	93.26



USB02 - U.S. BANK CORPORATE	24-Oct	11/01/2024	teleconferencing for Board &	101.03	0	0	0	101.03	101.03
USB02 - U.S. BANK CORPORATE	24-Oct	11/01/2024	teleconferencing for Board &	104.62	0	0	0	104.62	104.62
USB02 - U.S. BANK CORPORATE	24-Oct	11/01/2024	Toolbag,Socket set,key wrench	101.27	0	0	0	101.27	101.27
USB02 - U.S. BANK CORPORATE	24-Oct	11/01/2024	Toolbag,Socket set,key wrench	52.66	0	0	0	52.66	52.66
USB02 - U.S. BANK CORPORATE	24-Oct	11/01/2024	Toolbag,Socket set,key wrench	48.61	0	0	0	48.61	48.61
USB02 - U.S. BANK CORPORATE	24-Oct	11/01/2024	Tow for stranded truck 6, Car	151.94	0	0	0	151.94	151.94
USB02 - U.S. BANK CORPORATE	24-Oct	11/01/2024	Tow for stranded truck 6, Car	170.45	0	0	0	170.45	170.45
USB02 - U.S. BANK CORPORATE	24-Oct	11/01/2024	Tow for stranded truck 6, Car	164.6	0	0	0	164.6	164.6
USB02 - U.S. BANK CORPORATE	24-Oct	11/01/2024	Training, CertMailingFee,Safety	627.5	0	0	0	627.5	627.5
USB02 - U.S. BANK CORPORATE	24-Oct	11/01/2024	Training, CertMailingFee,Safety	579.23	0	0	0	579.23	579.23
USB02 - U.S. BANK CORPORATE	24-Oct	11/01/2024	Training, CertMailingFee,Safety	649.78	0	0	0	649.78	649.78
USB02 - U.S. BANK CORPORATE	24-Oct	11/01/2024	WaterWise Breakfast	43.97	0	0	0	43.97	43.97
USB02 - U.S. BANK CORPORATE	24-Oct	11/01/2024	WaterWise Breakfast	40.58	0	0	0	40.58	40.58
USB02 - U.S. BANK CORPORATE	24-Oct	11/01/2024	WaterWise Breakfast	45.53	0	0	0	45.53	45.53
USB02 - U.S. BANK CORPORATE	24-Oct	11/01/2024	WaterWise Breakfast	603.4	0	0	0	603.4	603.4
USB02 - U.S. BANK CORPORATE	24-Nov	12/13/2024	Accidental Purchase to be reir	74.37	0	0	0	74.37	74.37
USB02 - U.S. BANK CORPORATE	24-Nov	12/13/2024	ACFR Review	143.52	0	0	0	143.52	143.52
USB02 - U.S. BANK CORPORATE	24-Nov	12/13/2024	ACFR Review	161	0	0	0	161	161
USB02 - U.S. BANK CORPORATE	24-Nov	12/13/2024	ACFR Review	155.48	0	0	0	155.48	155.48
USB02 - U.S. BANK CORPORATE	24-Nov	12/13/2024	Batteries Unit #6,MeterTools,	1918.92	0	0	0	1918.92	1918.92
USB02 - U.S. BANK CORPORATE	24-Nov	12/13/2024	Bleach,Ice>ContactCleaner,Glc	47.84	0	0	0	47.84	47.84
USB02 - U.S. BANK CORPORATE	24-Nov	12/13/2024	Bleach,Ice>ContactCleaner,Glc	51.82	0	0	0	51.82	51.82
USB02 - U.S. BANK CORPORATE	24-Nov	12/13/2024	Bleach,Ice>ContactCleaner,Glc	53.66	0	0	0	53.66	53.66
USB02 - U.S. BANK CORPORATE	24-Nov	12/13/2024	Blower, Batteries, LabPowerTi	83.34	0	0	0	83.34	83.34
USB02 - U.S. BANK CORPORATE	24-Nov	12/13/2024	Blower, Batteries, LabPowerTi	173.63	0	0	0	173.63	173.63
USB02 - U.S. BANK CORPORATE	24-Nov	12/13/2024	Blower, Batteries, LabPowerTi	90.29	0	0	0	90.29	90.29
USB02 - U.S. BANK CORPORATE	24-Nov	12/13/2024	Brakes,OilChange,Batteries	775.44	0	0	0	775.44	775.44
USB02 - U.S. BANK CORPORATE	24-Nov	12/13/2024	Brakes,OilChange,Batteries	715.79	0	0	0	715.79	715.79
USB02 - U.S. BANK CORPORATE	24-Nov	12/13/2024	Brakes,OilChange,Batteries	802.97	0	0	0	802.97	802.97
USB02 - U.S. BANK CORPORATE	24-Nov	12/13/2024	CableNews,TempMonitors,Wi	116.59	0	0	0	116.59	116.59
USB02 - U.S. BANK CORPORATE	24-Nov	12/13/2024	CableNews,TempMonitors,Wi	107.62	0	0	0	107.62	107.62
USB02 - U.S. BANK CORPORATE	24-Nov	12/13/2024	CableNews,TempMonitors,Wi	120.73	0	0	0	120.73	120.73
USB02 - U.S. BANK CORPORATE	24-Nov	12/13/2024	CASA WinterConf.WaterwiseE	367.38	0	0	0	367.38	367.38
USB02 - U.S. BANK CORPORATE	24-Nov	12/13/2024	CASA WinterConf.WaterwiseE	339.12	0	0	0	339.12	339.12
USB02 - U.S. BANK CORPORATE	24-Nov	12/13/2024	CASA WinterConf.WaterwiseE	380.43	0	0	0	380.43	380.43
USB02 - U.S. BANK CORPORATE	24-Nov	12/13/2024	CCWUC Ed Luncheon, Waterw	281.89	0	0	0	281.89	281.89
USB02 - U.S. BANK CORPORATE	24-Nov	12/13/2024	CCWUC Ed Luncheon, Waterw	260.21	0	0	0	260.21	260.21
USB02 - U.S. BANK CORPORATE	24-Nov	12/13/2024	CCWUC Ed Luncheon, Waterw	291.9	0	0	0	291.9	291.9
USB02 - U.S. BANK CORPORATE	24-Nov	12/13/2024	GFOA Webinars,Boots,SafetyL	542.91	0	0	0	542.91	542.91
USB02 - U.S. BANK CORPORATE	24-Nov	12/13/2024	GFOA Webinars,Boots,SafetyL	483.97	0	0	0	483.97	483.97
USB02 - U.S. BANK CORPORATE	24-Nov	12/13/2024	GFOA Webinars,Boots,SafetyL	524.3	0	0	0	524.3	524.3
USB02 - U.S. BANK CORPORATE	24-Nov	12/13/2024	job advertisement, Backgroun	340.2	0	0	0	340.2	340.2
USB02 - U.S. BANK CORPORATE	24-Nov	12/13/2024	job advertisement, Backgroun	314.03	0	0	0	314.03	314.03
USB02 - U.S. BANK CORPORATE	24-Nov	12/13/2024	job advertisement, Backgroun	352.28	0	0	0	352.28	352.28
USB02 - U.S. BANK CORPORATE	24-Nov	12/13/2024	OfficeSupplies,PhoneChargers	622.93	0	0	0	622.93	622.93
USB02 - U.S. BANK CORPORATE	24-Nov	12/13/2024	OfficeSupplies,PhoneChargers	555.3	0	0	0	555.3	555.3
USB02 - U.S. BANK CORPORATE	24-Nov	12/13/2024	OfficeSupplies,PhoneChargers	601.58	0	0	0	601.58	601.58
USB02 - U.S. BANK CORPORATE	24-Nov	12/13/2024	Shipped PFAS Samples to BSK	252.77	0	0	0	252.77	252.77
USB02 - U.S. BANK CORPORATE	24-Nov	12/13/2024	Shipped PFAS Samples to BSK	121.33	0	0	0	121.33	121.33
USB02 - U.S. BANK CORPORATE	24-Nov	12/13/2024	Shipped PFAS Samples to BSK	131.44	0	0	0	131.44	131.44
USB02 - U.S. BANK CORPORATE	24-Nov	12/13/2024	Spectrum Internet	422.16	0	0	0	422.16	422.16
USB02 - U.S. BANK CORPORATE	24-Nov	12/13/2024	Spectrum Internet	437.15	0	0	0	437.15	437.15
USB02 - U.S. BANK CORPORATE	24-Nov	12/13/2024	Spectrum Internet	389.69	0	0	0	389.69	389.69
USB02 - U.S. BANK CORPORATE	24-Nov	12/13/2024	SSD HD,ChargerCables	45.81	0	0	0	45.81	45.81
USB02 - U.S. BANK CORPORATE	24-Nov	12/13/2024	SSD HD,ChargerCables	49.63	0	0	0	49.63	49.63
USB02 - U.S. BANK CORPORATE	24-Nov	12/13/2024	SSD HD,ChargerCables	51.39	0	0	0	51.39	51.39
USB02 - U.S. BANK CORPORATE	24-Nov	12/13/2024	teleconferencing for Board &	93.26	0	0	0	93.26	93.26
USB02 - U.S. BANK CORPORATE	24-Nov	12/13/2024	teleconferencing for Board &	104.62	0	0	0	104.62	104.62
USB02 - U.S. BANK CORPORATE	24-Nov	12/13/2024	teleconferencing for Board &	101.03	0	0	0	101.03	101.03

USB02 - U.S. BANK CORPORATE	24-Nov	12/13/2024	Truck Mats,CleaningSupp,Stor	678.04	0	0	0	678.04	678.04
USB02 - U.S. BANK CORPORATE	24-Nov	12/13/2024	Truck Mats,CleaningSupp,Stor	654.8	0	0	0	654.8	654.8
USB02 - U.S. BANK CORPORATE	24-Nov	12/13/2024	Truck Mats,CleaningSupp,Stor	604.43	0	0	0	604.43	604.43
USB02 - U.S. BANK CORPORATE	24-Nov	12/13/2024	Water supply hoses for new b	137.83	0	0	0	137.83	137.83
USB02 - U.S. BANK CORPORATE	24-Nov	12/13/2024	Web Hosting, asrgsa.com mor	99.91	0	0	0	99.91	99.91
USB02 - U.S. BANK CORPORATE	24-Nov	12/13/2024	Wipes,glue,CO2,Salt	1264.56	0	0	0	1264.56	1264.56
USB02 - U.S. BANK CORPORATE	24-Nov	12/13/2024	Work Tools	113.57	0	0	0	113.57	113.57
<b>Total Paid To Same Vendor:</b>				<b>53465.39</b>	<b>0</b>	<b>0</b>	<b>0</b>	<b>53465.39</b>	<b>53465.39</b>
<b>Total USB02 - U.S. BANK CORPORATE:</b>				<b>53465.39</b>	<b>0</b>	<b>0</b>	<b>0</b>	<b>53465.39</b>	<b>53465.39</b>

**UWA01 - UNITED WAY OF VENTURA CO.**

**Paid To Same Vendor**

UWA01 - UNITED WAY OF VENT	INV0015314	10/03/2024	Charity-United Way	20	0	0	0	20	20
UWA01 - UNITED WAY OF VENT	INV0015369	10/17/2024	Charity-United Way	20	0	0	0	20	20
UWA01 - UNITED WAY OF VENT	INV0015426	10/31/2024	Charity-United Way	20	0	0	0	20	20
UWA01 - UNITED WAY OF VENT	INV0015476	11/14/2024	Charity-United Way	20	0	0	0	20	20
UWA01 - UNITED WAY OF VENT	INV0015518	11/28/2024	Charity-United Way	20	0	0	0	20	20
UWA01 - UNITED WAY OF VENT	INV0015585	12/12/2024	Charity-United Way	20	0	0	0	20	20
UWA01 - UNITED WAY OF VENT	INV0015638	12/26/2024	Charity-United Way	20	0	0	0	20	20
<b>Total Paid To Same Vendor:</b>				<b>140</b>	<b>0</b>	<b>0</b>	<b>0</b>	<b>140</b>	<b>140</b>
<b>Total UWA01 - UNITED WAY OF VENTURA CO.:</b>				<b>140</b>	<b>0</b>	<b>0</b>	<b>0</b>	<b>140</b>	<b>140</b>

**VEN02 - VENTURA REGIONAL SANITATION DISTRICT, INC**

**Paid To Same Vendor**

VEN02 - VENTURA REGIONAL SA	93024	10/28/2024	VRSD Sewer Cleaning	58466.78	0	0	0	58466.78	58466.78
VEN02 - VENTURA REGIONAL SA	103124	11/26/2024	VRSD Sewer Cleaning	27780.12	0	0	0	27780.12	27780.12
VEN02 - VENTURA REGIONAL SA	83124	11/26/2024	VRSD Sewer Cleaning	23630.54	0	0	0	23630.54	23630.54
<b>Total Paid To Same Vendor:</b>				<b>109877.44</b>	<b>0</b>	<b>0</b>	<b>0</b>	<b>109877.44</b>	<b>109877.44</b>
<b>I VEN02 - VENTURA REGIONAL SANITATION DISTRICT, INC:</b>				<b>109877.44</b>	<b>0</b>	<b>0</b>	<b>0</b>	<b>109877.44</b>	<b>109877.44</b>

**VEN11 - VCSDA**

**Paid To Same Vendor**

VEN11 - VCSDA	102024	10/09/2024	10/01/24 Dinner Meeting Due	25	0	0	0	25	25
<b>Total Paid To Same Vendor:</b>				<b>25</b>	<b>0</b>	<b>0</b>	<b>0</b>	<b>25</b>	<b>25</b>
<b>Total VEN11 - VCSDA :</b>				<b>25</b>	<b>0</b>	<b>0</b>	<b>0</b>	<b>25</b>	<b>25</b>

**VEN33 - GANNETT MEDIA CORP**

**Paid To Same Vendor**

VEN33 - GANNETT MEDIA CORP	0006651660	10/01/2024	Unclaimed Funds Notice	372.12	0	0	0	372.12	372.12
VEN33 - GANNETT MEDIA CORP	0006710887	10/16/2024	Ordinance 39-COIC PH Notice	363	0	0	0	363	363
VEN33 - GANNETT MEDIA CORP	0006751766	11/27/2024	44-24 PH Notice in VC Star	370.06	0	0	0	370.06	370.06
<b>Total Paid To Same Vendor:</b>				<b>1105.18</b>	<b>0</b>	<b>0</b>	<b>0</b>	<b>1105.18</b>	<b>1105.18</b>
<b>Total VEN33 - GANNETT MEDIA CORP:</b>				<b>1105.18</b>	<b>0</b>	<b>0</b>	<b>0</b>	<b>1105.18</b>	<b>1105.18</b>

**VEN35 - VENTURA COUNTY OVERHEAD DOOR**

**Paid To Same Vendor**

VEN35 - VENTURA COUNTY OVE	4434744	11/12/2024	Gate Repair - CWRP Gate	260	0	0	0	260	260
<b>Total Paid To Same Vendor:</b>				<b>260</b>	<b>0</b>	<b>0</b>	<b>0</b>	<b>260</b>	<b>260</b>
<b>Total VEN35 - VENTURA COUNTY OVERHEAD DOOR:</b>				<b>260</b>	<b>0</b>	<b>0</b>	<b>0</b>	<b>260</b>	<b>260</b>

**VER02 - VERIZON WIRELESS****Paid To Same Vendor**

VER02 - VERIZON WIRELESS	9974485120	10/01/2024	Cell Phones	3321.9	0	0	0	3321.9	3321.9
VER02 - VERIZON WIRELESS	9976920414	10/28/2024	Cell Phones-Current Charges	3330.64	0	0	0	3330.64	3330.64
VER02 - VERIZON WIRELESS	9979352208	12/03/2024	Cell Phones	3532.42	0	0	0	3532.42	3532.42
<b>Total Paid To Same Vendor:</b>				<b>10184.96</b>	<b>0</b>	<b>0</b>	<b>0</b>	<b>10184.96</b>	<b>10184.96</b>
<b>Total VER02 - VERIZON WIRELESS:</b>				<b>10184.96</b>	<b>0</b>	<b>0</b>	<b>0</b>	<b>10184.96</b>	<b>10184.96</b>

**WAL04 - WALTON MOTORS & CONTROLS, INC****Paid To Same Vendor**

WAL04 - WALTON MOTORS & C	83879	12/17/2024	Motor Repair - Effluent Boost	2912.67	0	0	0	2912.67	2912.67
WAL04 - WALTON MOTORS & C	83885	12/17/2024	Motor Repair Pond Station 4	14120.69	0	430.27	0	14550.96	14550.96
WAL04 - WALTON MOTORS & C	83886	12/17/2024	Motor Repair - Pond Booster i	26678.21	0	0	0	26678.21	26678.21
<b>Total Paid To Same Vendor:</b>				<b>43711.57</b>	<b>0</b>	<b>430.27</b>	<b>0</b>	<b>44141.84</b>	<b>44141.84</b>
<b>Total WAL04 - WALTON MOTORS &amp; CONTROLS, INC:</b>				<b>43711.57</b>	<b>0</b>	<b>430.27</b>	<b>0</b>	<b>44141.84</b>	<b>44141.84</b>

**WAT04 - WATER SYSTEMS CONSULTING, INC.****Paid To Same Vendor**

WAT04 - WATER SYSTEMS CON	9973	10/15/2024	Hydraulic Modeling for SR Rd	1928	0	0	0	1928	1928
<b>Total Paid To Same Vendor:</b>				<b>1928</b>	<b>0</b>	<b>0</b>	<b>0</b>	<b>1928</b>	<b>1928</b>
<b>Total WAT04 - WATER SYSTEMS CONSULTING, INC.:</b>				<b>1928</b>	<b>0</b>	<b>0</b>	<b>0</b>	<b>1928</b>	<b>1928</b>

**WAT14 - WATER DISTRICT JOBS****Paid To Same Vendor**

WAT14 - WATER DISTRICT JOBS	1232410	10/30/2024	Job Advertisement Eng Assoc	145	0	0	0	145	145
<b>Total Paid To Same Vendor:</b>				<b>145</b>	<b>0</b>	<b>0</b>	<b>0</b>	<b>145</b>	<b>145</b>
<b>Total WAT14 - WATER DISTRICT JOBS:</b>				<b>145</b>	<b>0</b>	<b>0</b>	<b>0</b>	<b>145</b>	<b>145</b>

**WES01 - GENE WEST****Paid To Same Vendor**

WES01 - GENE WEST	TrvlReimb-2024ACWA Co	12/18/2024	.	1351.24	0	0	0	1351.24	1351.24
<b>Total Paid To Same Vendor:</b>				<b>1351.24</b>	<b>0</b>	<b>0</b>	<b>0</b>	<b>1351.24</b>	<b>1351.24</b>
<b>Total WES01 - GENE WEST:</b>				<b>1351.24</b>	<b>0</b>	<b>0</b>	<b>0</b>	<b>1351.24</b>	<b>1351.24</b>

**WES13 - West Coast Air Conditioning****Paid To Same Vendor**

WES13 - West Coast Air Conditio	S143069	10/01/2024	Outside Contracts-A/C Mainte	394	0	0	0	394	394
WES13 - West Coast Air Conditio	S144324	12/03/2024	Outside Contracts- A/C Maint	1117.21	0	0	0	1117.21	1117.21
<b>Total Paid To Same Vendor:</b>				<b>1511.21</b>	<b>0</b>	<b>0</b>	<b>0</b>	<b>1511.21</b>	<b>1511.21</b>
<b>Total WES13 - West Coast Air Conditioning:</b>				<b>1511.21</b>	<b>0</b>	<b>0</b>	<b>0</b>	<b>1511.21</b>	<b>1511.21</b>

**WHI03 - WHITE BRENNER LLP****Paid To Same Vendor**

WHI03 - WHITE BRENNER LLP	50984	10/15/2024	Legal Service Audit	381.4	0	0	0	381.4	381.4
WHI03 - WHITE BRENNER LLP	50985	10/15/2024	OPV FCGMA Legal Services	2931.3	0	0	0	2931.3	2931.3
WHI03 - WHITE BRENNER LLP	51119	11/25/2024	Legal Services Audit Letter	79.04	0	0	0	79.04	79.04
WHI03 - WHITE BRENNER LLP	51120	11/25/2024	OPV GMA Legal Services	59	0	0	0	59	59
<b>Total Paid To Same Vendor:</b>				<b>3450.74</b>	<b>0</b>	<b>0</b>	<b>0</b>	<b>3450.74</b>	<b>3450.74</b>
<b>Total WHI03 - WHITE BRENNER LLP:</b>				<b>3450.74</b>	<b>0</b>	<b>0</b>	<b>0</b>	<b>3450.74</b>	<b>3450.74</b>

**WHI04 - WHITE CAP, L.P.****Paid To Same Vendor**

WHI04 - WHITE CAP, L.P.	50029450571	12/17/2024	Gravel Sifter Tubes	837.74	0	0	0	837.74	837.74
<b>Total Paid To Same Vendor:</b>				<b>837.74</b>	<b>0</b>	<b>0</b>	<b>0</b>	<b>837.74</b>	<b>837.74</b>
<b>Total WHI04 - WHITE CAP, L.P.:</b>				<b>837.74</b>	<b>0</b>	<b>0</b>	<b>0</b>	<b>837.74</b>	<b>837.74</b>

**WIE01 - WIENHOFF DRUG TESTING****Paid To Same Vendor**

WIE01 - WIENHOFF DRUG TESTI	125470	11/27/2024	Annual Consortium Members	255	0	0	0	255	255
<b>Total Paid To Same Vendor:</b>				<b>255</b>	<b>0</b>	<b>0</b>	<b>0</b>	<b>255</b>	<b>255</b>
<b>Total WIE01 - WIENHOFF DRUG TESTING:</b>				<b>255</b>	<b>0</b>	<b>0</b>	<b>0</b>	<b>255</b>	<b>255</b>

**WIL05 - Wilmington Trust****Paid To Same Vendor**

WIL05 - Wilmington Trust	Bond 2016Prncpal&Int2C	12/11/2024	2016 Bonds Principal & Intere	859194.96	0	0	0	859194.96	859194.96
<b>Total Paid To Same Vendor:</b>				<b>859194.96</b>	<b>0</b>	<b>0</b>	<b>0</b>	<b>859194.96</b>	<b>859194.96</b>
<b>Total WIL05 - Wilmington Trust:</b>				<b>859194.96</b>	<b>0</b>	<b>0</b>	<b>0</b>	<b>859194.96</b>	<b>859194.96</b>

**WWG01 - W W GRAINGER, INC.****Paid To Same Vendor**

WWG01 - W W GRAINGER, INC.	9265626623	10/01/2024	Credit for Return Items	-521.96	0	0	0	-521.96	-521.96
WWG01 - W W GRAINGER, INC.	92367490549	10/15/2024	Materials & Supplies - Hardwa	423.23	0	0	0	423.23	423.23
WWG01 - W W GRAINGER, INC.	9275822527	10/16/2024	SL2 Replacement Motor	1469.03	0	0	0	1469.03	1469.03
WWG01 - W W GRAINGER, INC.	9008401201-B	10/24/2024	Materials & Supplies (Replacir	353.61	0	0	0	353.61	353.61
WWG01 - W W GRAINGER, INC.	9019311605-B	10/24/2024	Materials & Supplies (Replacir	326.55	0	0	0	326.55	326.55
WWG01 - W W GRAINGER, INC.	9185776375	10/28/2024	Credit for Return	-196.5	0	0	0	-196.5	-196.5
WWG01 - W W GRAINGER, INC.	9283679075	10/28/2024	Cam and Groove Fittings	312.7	0	0	0	312.7	312.7
WWG01 - W W GRAINGER, INC.	9294529665	10/28/2024	Small Tools - Lifting Magnets	556.68	0	0	0	556.68	556.68
WWG01 - W W GRAINGER, INC.	9299098161	11/13/2024	Repair Parts and Equipment- (	793.16	0	0	0	793.16	0
WWG01 - W W GRAINGER, INC.	9314895229	11/26/2024	Small Tools - Recipricating Sav	175.89	0	0	0	175.89	175.89
WWG01 - W W GRAINGER, INC.	9315354317	11/26/2024	Materials & Supplies - Ytuck B	195.45	0	0	0	195.45	195.45
WWG01 - W W GRAINGER, INC.	9328375010	12/03/2024	Material & Supplies - No Tresq	278.92	0	0	0	278.92	278.92
WWG01 - W W GRAINGER, INC.	9335352598	12/16/2024	Material & Supplies - Fittings	458	0	0	0	458	458
<b>Total Paid To Same Vendor:</b>				<b>4624.76</b>	<b>0</b>	<b>0</b>	<b>0</b>	<b>4624.76</b>	<b>3831.6</b>
<b>Total WWG01 - W W GRAINGER, INC.:</b>				<b>4624.76</b>	<b>0</b>	<b>0</b>	<b>0</b>	<b>4624.76</b>	<b>3831.6</b>

**ZEB01 - ZEBRON, INC****Paid To Same Vendor**

ZEB01 - ZEBRON, INC	53093	10/01/2024	Manhole Rehabilitation	27925	0	0	0	27925	27925
ZEB01 - ZEBRON, INC	53102	11/13/2024	Manhole Rehabilitation	24450	0	0	0	24450	24450
<b>Total Paid To Same Vendor:</b>				<b>52375</b>	<b>0</b>	<b>0</b>	<b>0</b>	<b>52375</b>	<b>52375</b>
<b>Total ZEB01 - ZEBRON, INC:</b>				<b>52375</b>	<b>0</b>	<b>0</b>	<b>0</b>	<b>52375</b>	<b>52375</b>

**ZWO01 - ZWORLD GIS, LLC****Paid To Same Vendor**

ZWO01 - ZWORLD GIS, LLC	2024-0225	10/02/2024	GIS Support Services	4500	0	0	0	4500	4500
ZWO01 - ZWORLD GIS, LLC	2024-0247	10/24/2024	2024 Digital Aerial Map Flyov	3840	0	0	0	3840	3840
ZWO01 - ZWORLD GIS, LLC	2024-0258	11/13/2024	GIS Support Services	4500	0	0	0	4500	4500
ZWO01 - ZWORLD GIS, LLC	2024-0274	12/10/2024	GIS Support Services	4500	0	0	0	4500	4500
<b>Total Paid To Same Vendor:</b>				<b>17340</b>	<b>0</b>	<b>0</b>	<b>0</b>	<b>17340</b>	<b>17340</b>
<b>Total ZWO01 - ZWORLD GIS, LLC:</b>				<b>17340</b>	<b>0</b>	<b>0</b>	<b>0</b>	<b>17340</b>	<b>17340</b>

**CAMROSA WATER DISTRICT**  
**Statement of Investments**  
**FY 24-25**  
**For Quarter Ending: 12/31/24 (1/15/2025)**

LAIF	State Treasurer	Date Of Deposit	Call Date	Beginning of Year Investment	Opening Balance	Closing Balance	Value at Maturity	
		Daily	Daily	7,279,843	10,646,642	\$ 6,592,424	16.14%	\$6,592,424
<b>Total Laif</b>				7,279,843	10,646,642	6,592,424	16.14%	6,592,424
<b>TREASURIES TOTALS:</b>				32,744,886	34,258,124	34,258,124	83.86%	-
<b>TOTAL OF ALL INVESTMENTS:</b>				40,024,729	44,904,766	40,850,548	100.00%	

**ACTIVITY FOR THE QUARTER:**

**LAIF**

Transfers of fund to General Operations. 4,165,000  
Transfer from Cash Receipts to LAIF 0  
Quarterly Interest as of 12/31/2025 for Qtr ending 1/15/2025 110,782

LAIF Performance Report		PMIA Average Monthly	
Apportionment Rate	4.62%	Effective Yield	
Earnings Ratio	0.00012664187216722	Oct. 2024	4.518
Daily	4.40%	Nov. 2024	4.477
Quarter to Date	4.48%	Dec. 2024	4.434

TREASURY BILL RATES (12/31/2024)											
1 Mo	3 Mo	6 Mo	1 Yr	2 Yr	3 Yr	5 Yr	7 Yr	10 Yr	20 Yr	30 Yr	
4.4	4.37	4.24	4.16	4.25	4.27	4.38	4.48	4.58	4.86	4.78	

**U.S. TREASURY BILLS**

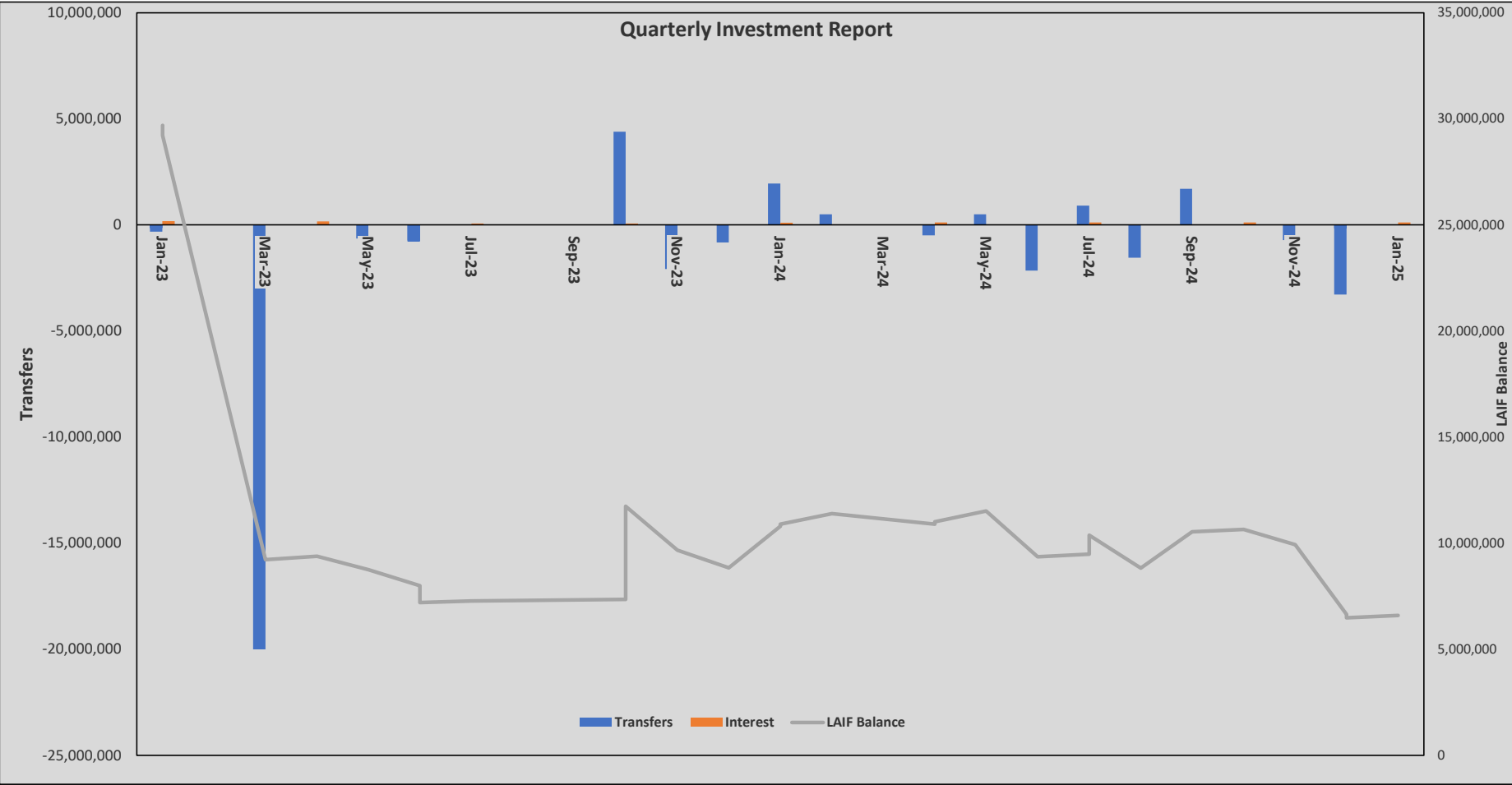
TYPE OF INVESTMENT	INSTITUTION	SETTLEMENT DATE	DATE OF MATURITY	PAR VALUE	MARKET PRICE AT PURCHASE	ACCRUED INT. AT PURCHASE	NET PRICE AT PURCHASE	MARKET VALUE CURRENT	ACCRUED INCOME	YIELD
Treasury Bills	Pershing, LLC	2/22/2024	2/15/2025	\$ 10,274,000	\$ 9,995,575	\$ 3,952	9,999,526	\$ 10,244,719	\$ 77,055	4.863%
Treasury Bills	Pershing, LLC	11/2/2023	8/31/2025	\$ 14,511,000	\$ 13,930,900	\$ 69,067	13,999,967	\$ 14,368,647	\$ 134,487	5.070%
Treasury Bills	Pershing, LLC	3/14/2024	3/15/2026	\$ 10,006,000	\$ 10,028,514	\$ 230,117	10,258,631	\$ 10,049,026	\$ 136,788	4.625%
				<b>\$ 34,791,000</b>	<b>\$ 33,954,989</b>	<b>\$ 303,136</b>	<b>\$ 34,258,124</b>	<b>\$ 34,662,392</b>	<b>\$ 348,330</b>	

**BOND RESERVES**

	TYPE OF INVESTMENT	INSTITUTION	DATE OF DEPOSIT	DATE OF MATURITY	PRINCIPAL INVESTMENT	ACCRUED INCOME	YIELD
W & WW Rev B	LIQUIDITY FUNDS	BLACKROCK	10/19/2016	N/A	\$ 879,529	\$ 3,239.67	4.26%
					<b>\$ 879,529</b>	<b>\$ 3,239.67</b>	

**BOND ACQUISITION FUNDS**

	TYPE OF INVESTMENT	INSTITUTION	DATE OF DEPOSIT	DATE OF MATURITY	PRINCIPAL INVESTMENT	ACCRUED INCOME	YIELD
W&WW Rev B	WATER ACQUISITION FUND	BLOCKROCK	10/19/2016	N/A	\$ 183	\$ 0.24	4.26%
					<b>\$ 183</b>	<b>\$ 0.24</b>	



# 2025 Camrosa Board Calendar

JANUARY							FEBRUARY							MARCH							2025 Holidays						
S	M	T	W	T	F	S	S	M	T	W	T	F	S	S	M	T	W	T	F	S	January 1 <sup>st</sup> - New Year's Holiday (Observed)						
			1	2	3	4							1							1	February 17 <sup>th</sup> - President's Day						
5	6	7	8	9	10	11	2	3	4	5	6	7	8	2	3	4	5	6	7	8	May 26 <sup>th</sup> - Memorial Day						
12	13	14	15	16	17	18	9	10	11	12	13	14	15	9	10	11	12	13	14	15	July 4 <sup>th</sup> - Independence Day						
19	20	21	22	23	24	25	16	17	18	19	20	21	22	16	17	18	19	20	21	22	September 1 <sup>st</sup> - Labor Day						
26	27	28	29	30	31		23	24	25	26	27	28		23	24	25	26	27	28		November 11 <sup>th</sup> - Veteran's Day						
																					November 27 <sup>th</sup> & 28 <sup>th</sup> - Thanksgiving						
																					December 24 <sup>th</sup> & 25 <sup>th</sup> - Christmas						
																					December 31 <sup>st</sup> - New Year's Eve						
APRIL							MAY							JUNE							2025 Conferences						
S	M	T	W	T	F	S	S	M	T	W	T	F	S	S	M	T	W	T	F	S	CASA Winter Conf. (Palm Springs) Jan. 29 <sup>th</sup> - 31 <sup>st</sup>						
		1	2	3	4	5					1	2	3	1	2	3	4	5	6	7	ACWA Spring Conf. (Monterey) May 13 <sup>th</sup> - 15 <sup>th</sup>						
6	7	8	9	10	11	12	4	5	6	7	8	9	10	8	9	10	11	12	13	14	CASA 70 <sup>th</sup> Annual Conf. (San Diego) July 30 <sup>th</sup> - Aug 1 <sup>st</sup>						
13	14	15	16	17	18	19	11	12	13	14	15	16	17	15	16	17	18	19	20	21	ACWA Fall Conf. (San Diego) Dec 2 <sup>nd</sup> - 4 <sup>th</sup>						
20	21	22	23	24	25	26	18	19	20	21	22	23	24	22	23	24	25	26	27	28							
27	28	29	30				25	26	27	28	29	30	31	29	30												
JULY							AUGUST							SEPTEMBER							2025 AWA Meetings						
S	M	T	W	T	F	S	S	M	T	W	T	F	S	S	M	T	W	T	F	S	AWA Board Meetings (Highlighted in Orange)						
		1	2	3	4	5						1	2		1	2	3	4	5	6	WaterWise Breakfast (Highlighted in Yellow)						
6	7	8	9	10	11	12	3	4	5	6	7	8	9	7	8	9	10	11	12	13	April 17 <sup>th</sup> - Annual Symposium						
13	14	15	16	17	18	19	10	11	12	13	14	15	16	14	15	16	17	18	19	20	<b>August - DARK (No events or meetings)</b>						
20	21	22	23	24	25	26	17	18	19	20	21	22	23	21	22	23	24	25	26	27	September 18 <sup>th</sup> - Reagan Library Reception						
27	28	29	30	31			24	25	26	27	28	29	30	28	29	30					December 11 <sup>th</sup> - Holiday Mixer						
OCTOBER							NOVEMBER							DECEMBER							2025 VCSDA Meetings						
S	M	T	W	T	F	S	S	M	T	W	T	F	S	S	M	T	W	T	F	S	February 4 <sup>th</sup> - Annual Dinner						
			1	2	3	4							1		1	2	3	4	5	6	April 1 <sup>st</sup>						
5	6	7	8	9	10	11	2	3	4	5	6	7	8	7	8	9	10	11	12	13	June 3 <sup>rd</sup>						
12	13	14	15	16	17	18	9	10	11	12	13	14	15	14	15	16	17	18	19	20	August 5 <sup>th</sup>						
19	20	21	22	23	24	25	16	17	18	19	20	21	22	21	22	23	24	25	26	27	October 7 <sup>th</sup>						
26	27	28	29	30	31		23	24	25	26	27	28	29	28	29	30	31				December 2 <sup>nd</sup>						
							30																				
Camrosa Water District 7385 Santa Rosa Road Camarillo, CA 93012							<b>Note:</b> Camrosa Board Meetings are highlighted in <b>RED</b> . Board Meetings are held on the <b>2nd &amp; 4th Thursday</b> of each month at 5pm unless indicated.																				